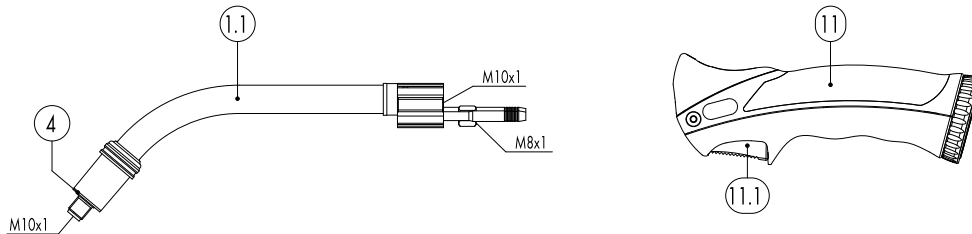
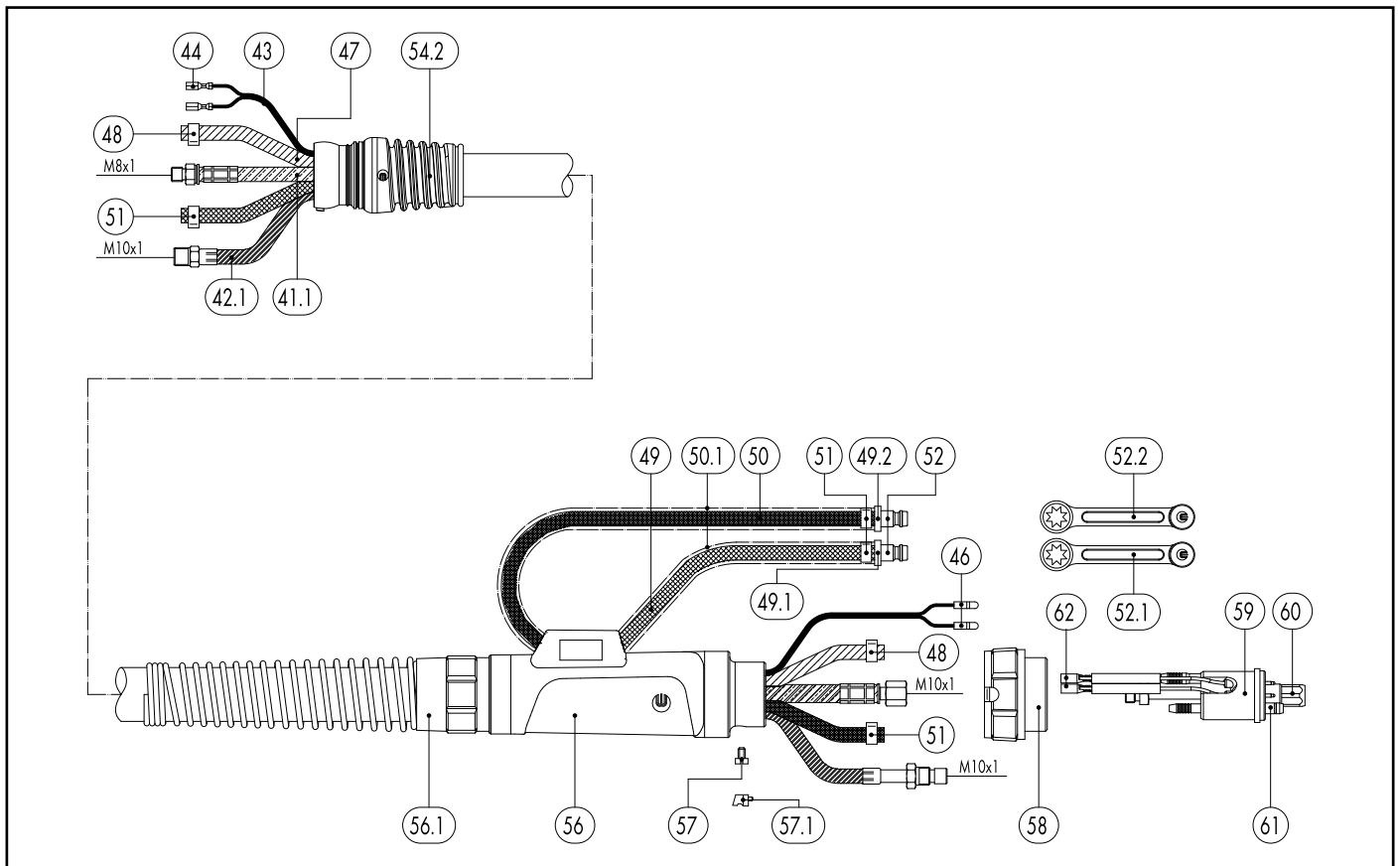


MIG/MAG Welding Torches MB GRIP 501 / 501 D



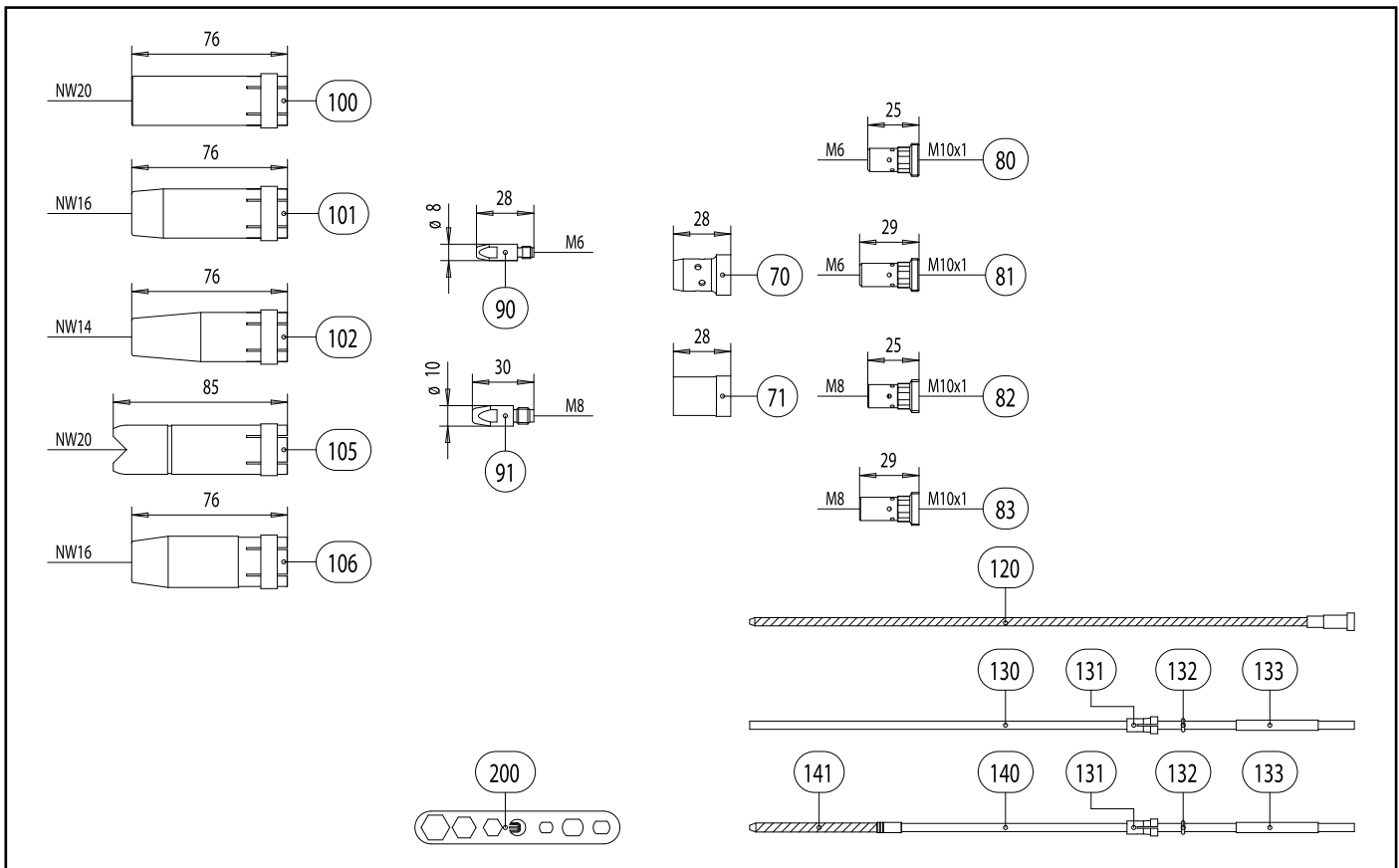
Pos.	Description	Units	Part-No.	Product-group
Torch (D-Version)				
	MB 501 D GRIP; central adaptor WZ-2; 3.00 m		034.0492	1018
	MB 501 D GRIP; central adaptor WZ-2; 4.00 m		034.0493	1018
	MB 501 D GRIP; central adaptor WZ-2; 5.00 m		034.0494	1018
Torch				
	MB 501 GRIP; central adaptor WZ-2; 3.00 m		032.0231	1018
	MB 501 GRIP; central adaptor WZ-2; 4.00 m		032.0232	1018
	MB 501 GRIP; central adaptor WZ-2; 5.00 m		032.0233	1018
Swan neck (D-Version)				
1.1	Swan neck MB GRIP 501 D; 50° bent		034.0496	1009
4	Insulator	20 Pcs.	030.0019	1095
Swan neck				
	Swan neck MB GRIP 501; 50° bent		032.0234	1009
Handle GRIP				
11	Handle GRIP with trigger cpl.		180.0127	1095
11.1	Trigger 2-pole GRIP		185.0101	9010
Cable assembly				
42.1	Wire conduit ABIMIG® GRIP / MB GRIP cpl. for 3.00 m		156.0275	1012
42.1	Wire conduit ABIMIG® GRIP / MB GRIP cpl. for 4.00 m		156.0276	1012
42.1	Wire conduit ABIMIG® GRIP / MB GRIP cpl. for 5.00 m		156.0277	1012
43	Control cable 2-pole	200 m	100.0019	4050
44	Trigger wire connector	20 Pcs.	175.0022	9010
46	Plug	20 Pcs.	175.0004	9010
47	Hose 30 black Ø 4.9x1.5	100 m	109.0040	4050
48	Hose clamp Ø 8.7 mm	100 Pcs.	171.0002	9010
49	Hose 42 RBH black; Ø 5.5x1.5	40 m	109.0052	4050

MIG/MAG Welding Torches MB GRIP 501 / 501 D



Pos.	Description	Units	Part-No.	Product-group
49.1	Code colour ring blue	20 Pcs.	501.2167	9010
49.2	Code colour ring red	20 Pcs.	501.2166	9010
50	Hose 46 black Ø 5.5x1.5 cpl. with plug nipple ND 5; 0.6 m		103.0108	1095
51	Hose clamp Ø 9.0 mm with ring (mark 9.5)	100 Pcs.	173.0001	9010
52	Plug nipple ND 5 mm / Ø 6.0 mm	20 Pcs.	501.0114	9010
52.1	Fastener cap red	20 Pcs.	501.2423	1095
52.2	Fastener cap blue	20 Pcs.	501.2424	1095
	Outer cover Ø 25x1.5	40 m	107.0004	4050
54.2	Ball joint cable protection MB GRIP / ABIMIG® GRIP W (liquid cooled)		400.1392.1	1095
	Inner ring for ABIMIG® / ABIMIG® GRIP / MB GRIP (liquid cooled)		400.0790	1095
56	Cable support machine side big cpl. ND 31		500.0342	9010
56.1	Cable support spring		500.0233	9010
56.1	Biclip inside		400.0328	9010
56.1	Biclip outside		400.0329	9010
57	Pan head screw M4x6	20 Pcs.	000.0552	9010
57.1	Screw cap 1	20 Pcs.	500.0251	9010
58	Adaptor nut M33x2		500.0213	9010
59	Central adaptor WZ-2		501.0015	9010
60	Coupling nut M10x1	10 Pcs.	501.0082	9010
61	O-Ring 4x1	20 Pcs.	165.0002	9010
62	Trigger wire connector; female	20 Pcs.	175.0003	9010
Wear parts MB 501 / 501 D				
70	Gas diffuser, white	10 Pcs.	030.0145	1032
70	Gas diffuser, ceramic	10 Pcs.	030.0190	1032
70	Gas diffuser, long life	10 Pcs.	030.0037	1032
71	Nozzle insulator	10 Pcs.	146.0013	1032

MIG/MAG Welding Torches MB GRIP 501 / 501 D



Pos. Description

Units

Part-No.

Product-group

Pos.	Description	Units	Part-No.	Product-group
Wear parts MB 501 D				
80	Contact tip holder M6; 25.0 mm (short)	10 Pcs.	142.0008	1033
81	Contact tip holder M6; 29.0 mm (long)	10 Pcs.	142.0013	1033
82	Contact tip holder M8; 25.0 mm (short)	10 Pcs.	142.0022	1033
	Contact tip holder M8; 27.0 mm; CuCrZr	10 Pcs.	142.0201.10	1033
83	Contact tip holder M8; 29.0 mm (long)	10 Pcs.	142.0027	1033
Wear parts MB 501 / 501 D				
90	Contact tip M6 E-Cu; Ø 1.0 (8x28)	10 Pcs.	140.0242	1030
90	Contact tip M6 E-Cu; Ø 1.2 (8x28)	10 Pcs.	140.0379	1030
90	Contact tip M6 E-Cu; Ø 1.6 (8x28)	10 Pcs.	140.0555	1030
90	Contact tip M6 CuCrZr; Ø 1.0 (8x28)	10 Pcs.	140.0245	1031
90	Contact tip M6 CuCrZr; Ø 1.2 (8x28)	10 Pcs.	140.0382	1031
90	Contact tip M6 CuCrZr; Ø 1.6 (8x28)	10 Pcs.	140.0558	1031
90	Contact tip M6 CuCrZr silver-plated; Ø 1.0 (8x28)	10 Pcs.	147.0245	1031
90	Contact tip M6 E-Cu; Ø 1.0 for alu wire (8x28)	10 Pcs.	141.0006	1030
90	Contact tip M6 E-Cu; Ø 1.2 for alu wire (8x28)	10 Pcs.	141.0010	1030
90	Contact tip M6 CuCrZr silver-plated; Ø 1.2 (8x28)	10 Pcs.	147.0382	1031
90	Contact tip M6 E-Cu; Ø 1.6 for alu wire (8x28)	10 Pcs.	141.0020	1030
91	Contact tip M8 E-Cu; Ø 1.0 (10x30)	10 Pcs.	140.0313	1030
91	Contact tip M8 E-Cu; Ø 1.2 (10x30)	10 Pcs.	140.0442	1030
91	Contact tip M8 E-Cu; Ø 1.6 (10x30)	10 Pcs.	140.0587	1030
91	Contact tip M8 CuCrZr; Ø 1.0 (10x30)	10 Pcs.	140.0316	1031
91	Contact tip M8 CuCrZr; Ø 1.2 (10x30)	10 Pcs.	140.0445	1031
91	Contact tip M8 CuCrZr silver-plated; Ø 1.0 (10x30)	10 Pcs.	147.0316	1031
91	Contact tip M8 CuCrZr; Ø 1.6 (10x30)	10 Pcs.	140.0590	1031
91	Contact tip M8 CuCrZr silver-plated; Ø 1.2 (10x30)	10 Pcs.	147.0445	1031

MIG/MAG Welding Torches MB GRIP 501 / 501 D

Pos.	Description	Units	Part-No.	Product-group
91	Contact tip M8 CuCrZr silver-plated; Ø 1.6 (10x30)	10 Pcs.	147.0590	1031
91	Contact tip M8 E-Cu; Ø 1.0 for alu wire (10x30)	10 Pcs.	141.0008	1030
91	Contact tip M8 E-Cu; Ø 1.2 for alu wire (10x30)	10 Pcs.	141.0015	1030
91	Contact tip M8 E-Cu; Ø 1.6 for alu wire (10x30)	10 Pcs.	141.0022	1030
100	Gas nozzle; cylindrical; ND Ø 20.0	10 Pcs.	145.0051	1037
101	Gas nozzle; conical; ND Ø 16.0	10 Pcs.	145.0085	1037
102	Gas nozzle; tapered; ND Ø 14.0	10 Pcs.	145.0132	1037
105	Spot weld gas nozzle; ND Ø 20.0	10 Pcs.	145.0179	1037
106	Gas nozzle; heavy duty; ND Ø 16.0 (only use with nozzle insulator)	10 Pcs.	145.0086	1037
120	Guide spiral liner blank; 2.0/4.5; for wire Ø 1.0–1.2; for 3.00 m		122.0031	1034
120	Guide spiral liner blank; 2.0/4.5; for wire Ø 1.0–1.2; for 4.00 m		122.0036	1034
120	Guide spiral liner blank; 2.0/4.5; for wire Ø 1.0–1.2; for 5.00 m		122.0039	1034
120	Guide spiral liner blank; 2.5/4.5; for wire Ø 1.6; for 3.00 m		122.0056	1034
120	Guide spiral liner blank; 2.5/4.5; for wire Ø 1.6; for 4.00 m		122.0060	1034
120	Guide spiral liner blank; 2.5/4.5; for wire Ø 1.6; for 5.00 m		122.0063	1034
130	PTFE core liner 2.0/4.0; red; wire electrode Ø 1.0–1.2; for 3.00 m		126.0021	1034
130	PTFE core liner 2.0/4.0; red; wire electrode Ø 1.0–1.2; for 4.00 m		126.0026	1034
130	PTFE core liner 2.0/4.0; red; wire electrode Ø 1.0–1.2; for 5.00 m		126.0028	1034
130	PTFE core liner 2.7/4.7; yellow; wire electrode Ø 1.6; for 3.00 m		126.0039	1034
130	PTFE core liner 2.7/4.7; yellow; wire electrode Ø 1.6; for 4.00 m		126.0042	1034
130	PTFE core liner 2.7/4.7; yellow; wire electrode Ø 1.6; for 5.00 m		126.0045	1034
130	PTFE carbon core liner 2.0/4.0; wire electrode Ø 1.0–1.2; for 3.00 m		127.0005	1034
130	PTFE carbon core liner 2.0/4.0; wire electrode Ø 1.0–1.2; for 4.00 m		127.0007	1034
130	PTFE carbon core liner 2.0/4.0; wire electrode Ø 1.0–1.2; for 5.00 m		127.0008	1034
130	PTFE carbon core liner 2.7/4.7; wire electrode Ø 1.6; for 3.00 m		127.0010	1034
130	PTFE carbon core liner 2.7/4.7; wire electrode Ø 1.6; for 4.00 m		127.0012	1034
130	PTFE carbon core liner 2.7/4.7; wire electrode Ø 1.6; for 5.00 m		127.0013	1034
131	Nipple for core liner at Ø 4.0	20 Pcs.	131.0001	1095
131	Nipple for core liner at Ø 4.7	20 Pcs.	131.0002	1095
132	O-Ring 3.5x1.5	20 Pcs.	165.0008	9010
133	Guide tube for core liners up to Ø 4.0 (200 mm)	10 Pcs.	129.0461	1095
140	Combined wire guide cpl. polyamide/brass; wire Ø 1.0–1.2; for 3.00 m		128.M002	1034
140	Combined wire guide cpl. polyamide/brass; wire Ø 1.0–1.2; for 4.00 m		128.M003	1034
140	Combined wire guide cpl. polyamide/brass; wire Ø 1.0–1.2; for 5.00 m		128.M004	1034
141	Brass spiral made up with sleeve (200 mm)	10 Pcs.	001.0305	1095
200	Spanner Standard		191.0001	9010