

ERGOCUT S 25



CE EN60974-7


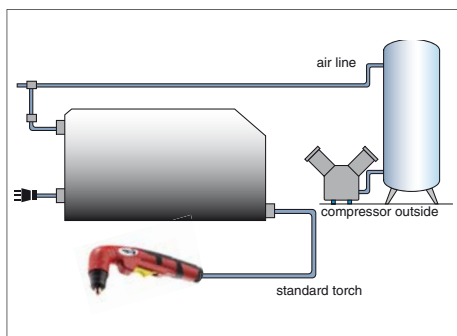


CODE	↔	
------	---	--

PAS204M-095-BB3	4 m	12.5'	 2 WIRES
-----------------	-----	-------	-------------

TECHNICAL DATA		
----------------	--	--

NO HF		
	0,4 kg	0,88 lb
	500	
	5 bar	
	95 l/min	
	25A	
	6÷8 mm	



	CODE		description	Ø	↔	CONTACT		DRAG		GOUGING	REF	
1	CV0024		plasma stand off guide	23,5 mm	33 mm							1
2	PC0116		no ring		28 mm							4
3	PD0103-09		40 A	0,9 mm	.035"	25,8 mm					-	10
3	PD0103-65		20 A	0,65 mm	.025"	25,8 mm					-	10
3	PD0116-06		20 A	0,6 mm	.023"	17,3 mm					-	10
3	PD0116-08		30 A	0,8 mm	.030"	17,3 mm					-	10
3	PD0116-09		40 A	0,9 mm	.035"	17,3 mm					-	10
4	PE0106		plasma diffuser								-	2
5	PR0106		plasma electrode		30,5 mm							10
5	PR0110		plasma electrode		21,8 mm							10

CODE	
------	--

7	EA0330			10
7	PF0127		plasma torch head	1
8	TP0400		kit trigger	1

CODE	
------	--

9	TP0401		handle kit	1
10	PH4116		4 m - direct 2 wires	1
10	QB0044		cover (mt)	100

STANDARD

CONTACT SHORT

CONTACT LONG

DRAG SHORT

DRAG LONG

ERGOCUT S 45

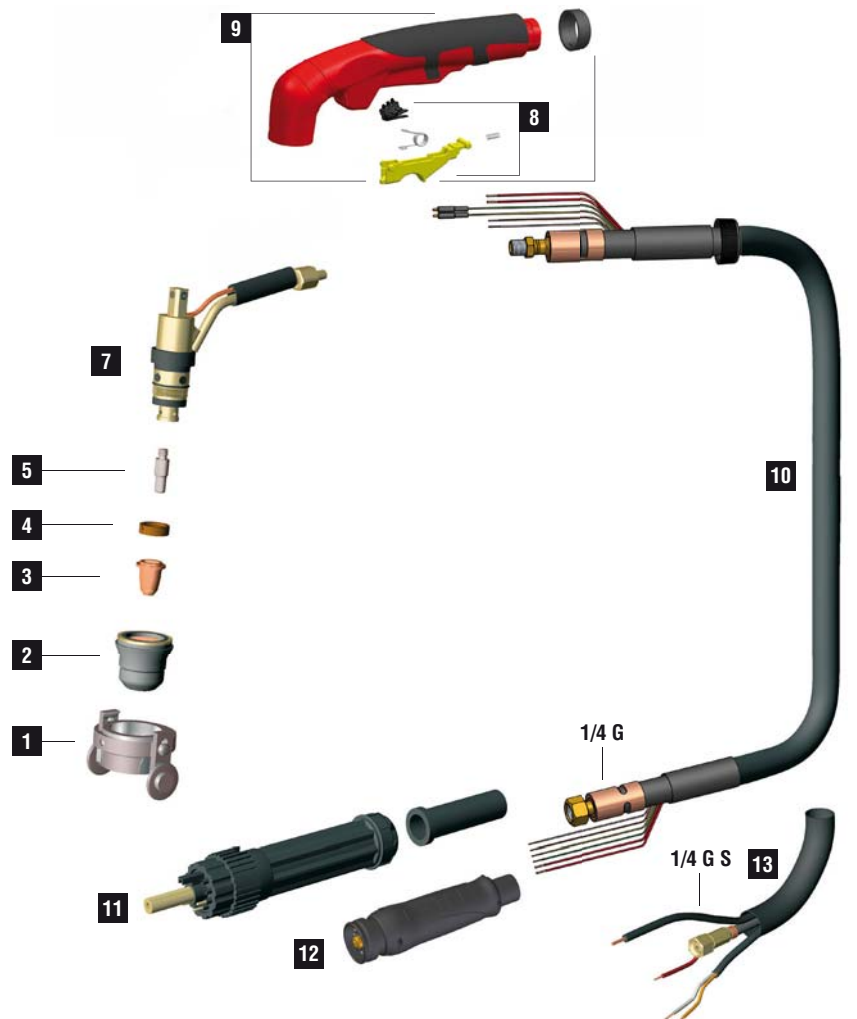
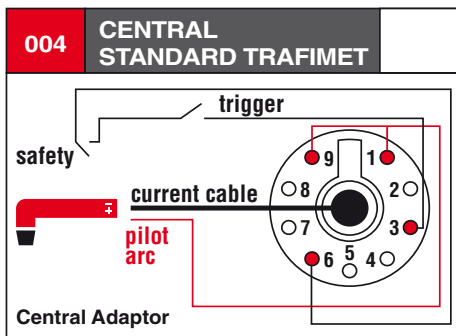


CE EN60974-7



CODE	↔		
PAS304M-050-BB3	4 m	12.5'	 1/4 G S
PAS306M-000-BA3	6 m	19.7'	 1/4 GAS
PAS306M-004-BA3	6 m	19.7'	 CENTRAL
PAS306M-304-BA3	6 m	19.7'	 TRAFIMECTOR®

TECHNICAL DATA		
NO HF		
	0,4 kg	0,88 lb
V PEAK	500	
	5 bar	
	115 l/min	
X 60%	40A	
	8÷12 mm	



	CODE		Description	Ø	↔	CONTACT		DRAG		GOUGING	REF	
1	CV0010		plasma stand off guide		18,5 mm		●				743.0149 0618	10
1	CV0024		plasma stand off guide	23,5 mm	33 mm		●					1
2	PC0116		no ring		28 mm		●	●				4
3	PD0102-08		30 A	0,8 mm	.030"	13,3 mm					-	10
3	PD0102-10		50 A	1,0 mm	.040"	13,3 mm					-	10
3	PD0103-09		40 A	0,9 mm	.035"	25,8 mm			●		-	10
3	PD0103-65		20 A	0,65 mm	.025"	25,8 mm			●		-	10
3	PD0116-06		20 A	0,6 mm	.023"	17,3 mm		●			-	10
3	PD0116-08		30 A	0,8 mm	.030"	17,3 mm		●			-	10
3	PD0116-09		40 A	0,9 mm	.035"	17,3 mm		●			-	10
4	PE0106		plasma diffuser				●	●			-	2
5	PR0105		plasma electrode		17,8 mm		●					10
5	PR0106		plasma electrode		30,5 mm				●			10
5	PR0110		plasma electrode		21,8 mm			●				10

	CODE			
7	EA0330			10
7	PF0127		plasma torch head	1
8	TP0400		kit trigger	1
9	TP0401		handle kit	1



	CODE			
10	PH4127		6 m - 1/4 G	1
11	FY0023		central adaptor	1
12	FY0090		TRAFIMECTOR®	1
13	PH4148		4 m - 1/4 G S	1



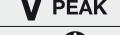




STANDARD


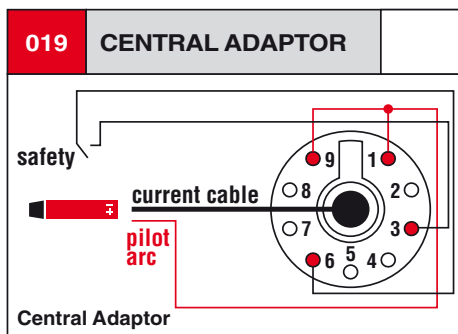
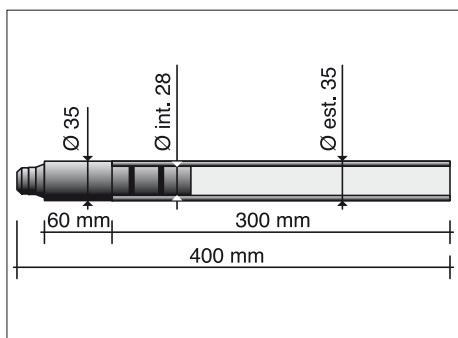
CONTACT SHORT CONTACT LONG DRAG SHORT DRAG LONG
















AUTO CUT S 45P














CODE	↔	⚡
PA1580	6 m	19.7'
		
		1/4 GAS
PA1581	6 m	19.7'
		
		CENTRAL

TECHNICAL DATA		
	NO HF	
	0,6 kg	1,32 lb
	500	
	5 bar	
	115 l/min	
	40A	
	8÷12 mm	



	CODE		Ø		CONTACT		REF			
										
2	PC0116		no ring			28 mm			4	
3	PD0116-06		20 A	0,6 mm	.023"	17,3 mm			-	10
3	PD0116-08		30 A	0,8 mm	.030"	17,3 mm			-	10
3	PD0116-09		40 A	0,9 mm	.035"	17,3 mm			-	10
4	PE0106		plasma diffuser						-	2
5	PR0110		plasma electrode			21,8 mm				10

	CODE	
7	EA0330	 10
7	PF0126	 plasma torch head 1
7	PT0030	 repair kit 1
9	TP0061	 1
10	PH0270	 6 m - 1/4 G 1

	CODE	
10	QB0096	 cover (m) 100
11	BW0073	 10
11	BX0029	 1
11	FY0023	 central adaptor 1

STANDARD

 CONTACT SHORT

 CONTACT LONG