

# "ROBO WH & WH-PP" liquid cooled Torch Necks & Wear Parts

## ROBO WH W500



### Torch neck

| Features                | Part-No.   |            |            |            |
|-------------------------|------------|------------|------------|------------|
|                         | 0°         | 22°        | 35°        | 45°        |
| Standard                | 962.1550.1 | 962.1549.1 | 962.1551.1 | 962.1532.1 |
| with gas nozzle sensor* | 962.1595.1 | 962.1596.1 | 962.1597.1 | 962.1598.1 |

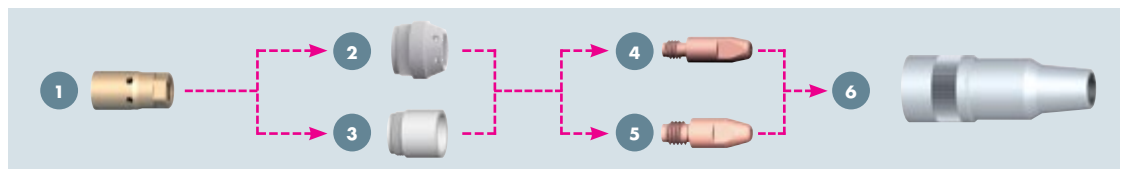
Wear parts and fittings are not included in the scope of delivery! Please order these separately and according to the application!

\* Gas nozzle sensor connection for tactile seam location via gas nozzle

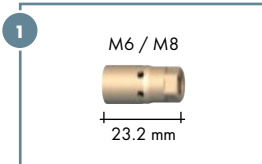
### Neck liner

| Torch geometry | Wire-Ø    | Part-No.   |               |
|----------------|-----------|------------|---------------|
|                |           | for steel  | for aluminium |
| 0° / 22°       | Ø 0.8-1.0 | -          | 149.0230.5    |
|                | Ø 1.0-1.2 | 149.0226.5 | 149.0232.5    |
|                | Ø 1.4-1.6 | 149.0228.5 | -             |
| 35° / 45°      | Ø 0.8-1.0 | -          | 149.0231.5    |
|                | Ø 1.0-1.2 | 149.0227.5 | 149.0233.5    |
|                | Ø 1.4-1.6 | 149.0229.5 | -             |

## Wear parts for ROBO WH W500



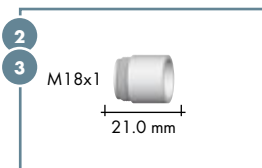
### 1 Contact tip holder (10 pcs.)



| Type                   | Part-No.    |
|------------------------|-------------|
| M6 Copper <sup>1</sup> | 142.0133.10 |
| M6 Brass               | 142.0216.10 |
| M8 Copper <sup>1</sup> | 142.0151.10 |
| M8 Brass               | 142.0117.10 |

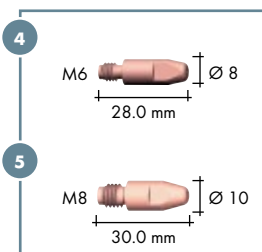
<sup>1</sup> Recommended for high amperages.

### 2 Gas diffuser 3 Nozzle insulator (10 pcs.)



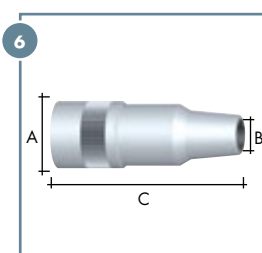
| Type   | Part-No.    |
|--|-------------|
| Gas diffuser, standard (not ill.)                | 943.0284    |
| Nozzle insulator, standard                       | 146.0054    |
| Nozzle insulator, resistant to high temperatures | 146.0059.10 |

### 4 Contact tip M6 5 Contact tip M8 (10 pcs.)



| Type   | Wire-Ø | Part-No. |          |
|--------|--------|----------|----------|
|        |        | M6       | M8       |
| CuCrZr | Ø 0.8  | 140.0054 | 140.0117 |
|        | Ø 0.9  | 140.0172 | 140.0217 |
|        | Ø 1.0  | 140.0245 | 140.0316 |
|        | Ø 1.2  | 140.0382 | 140.0445 |
|        | Ø 1.4  | -        | 140.0536 |
|        | Ø 1.6  | -        | 140.0590 |

### 6 Gas nozzle (10 pcs.)



| Type bottle form                 | Ø A    | Ø B    | Length C | Part-No.    |
|----------------------------------|--------|--------|----------|-------------|
| Recess (-2.6 mm) <sup>2</sup>    | Ø 27.0 | Ø 13.0 | 77.0 mm  | 145.0556.10 |
| Recess (-1.1 mm) <sup>2</sup>    | Ø 27.0 | Ø 13.0 | 75.5 mm  | 145.0479.10 |
| Recess (-2.6 mm) <sup>2</sup>    | Ø 27.0 | Ø 15.5 | 77.0 mm  | 145.0480.10 |
| Recess (-1.1 mm) <sup>2</sup>    | Ø 27.0 | Ø 15.5 | 75.5 mm  | 145.0544.10 |
| Stick-out (+2.4 mm) <sup>3</sup> | Ø 27.0 | Ø 15.5 | 72.0 mm  | 145.0466.10 |

| Type conical                     | Ø A    | Ø B    | Length C | Part-No.    |
|----------------------------------|--------|--------|----------|-------------|
| Recess (-1.1 mm) <sup>2</sup>    | Ø 27.0 | Ø 15.5 | 75.5 mm  | 145.0553.10 |
| Stick-out (+2.4 mm) <sup>3</sup> | Ø 27.0 | Ø 15.5 | 72.5 mm  | 145.0568.10 |

<sup>2</sup> Recess: Contact tip recessed

<sup>3</sup> Stick-out: Contact tip protruding

# "ABIROB® W" liquid cooled Torch Necks & Wear Parts

## ABIROB® W500



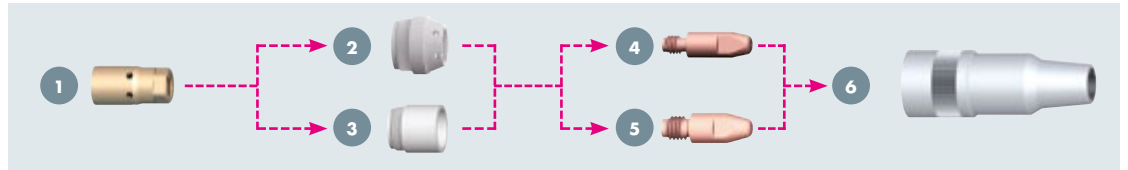
### Torch neck

| Features                       | Part-No.   |            |            |            |
|--------------------------------|------------|------------|------------|------------|
|                                | 0°         | 22°        | 35°        | 45°        |
| Standard                       | 782.0080.1 | 782.0076.1 | 782.0077.1 | 782.0078.1 |
| Standard (+100)                | 782.0106.1 | 782.0107.1 | 782.0108.1 | 782.0109.1 |
| with gas nozzle sensor*        | 782.0079.1 | 782.0003.1 | 782.0004.1 | 782.0005.1 |
| with gas nozzle sensor* (+100) | 782.0088.1 | 782.0089.1 | 782.0090.1 | 782.0091.1 |

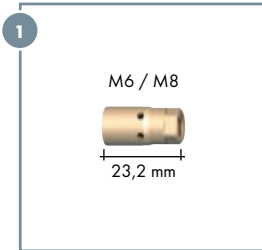
Wear parts and fittings are not included in the scope of delivery! Please order these separately and according to the application!

\* Gas nozzle sensor connection for tactile seam location via gas nozzle

## Wear parts for ABIROB® W500



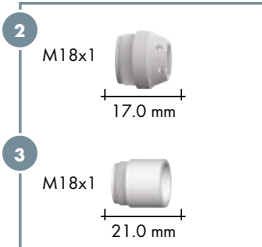
### 1 Contact tip holder (10 pcs.)



| Type                   | Part-No.    |
|------------------------|-------------|
| M6 Copper <sup>1</sup> | 142.0133.10 |
| M6 Brass               | 142.0216.10 |
| M8 Copper <sup>1</sup> | 142.0151.10 |
| M8 Brass               | 142.0117.10 |

<sup>1</sup> Recommended for high amperages.

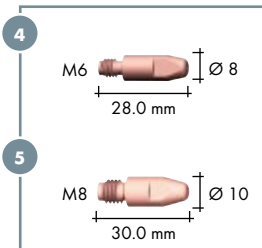
### 2 Gas diffuser 3 Nozzle insulator (10 pcs.)



| Type  | Part-No.    |
|---|-------------|
| Gas diffuser standard                                   | 943.0284    |
| Nozzle insulator standard                               | 146.0054    |
| Nozzle insulator standard short (L=11.4mm) <sup>2</sup> | 146.0064    |
| Nozzle insulator, resistant to high temperatures        | 146.0059.10 |

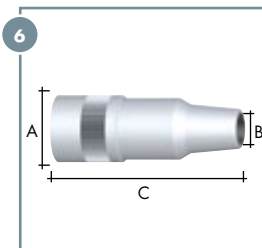
<sup>2</sup> Recommended for applications with galvanized materials in conjunction with gas nozzles 145.0553 and 145.0568.

### 4 Contact tip M6 5 Contact tip M8 (10 pcs.)



| Type   | Wire-Ø | Part-No. |          |
|--------|--------|----------|----------|
|        |        | M6       | M8       |
| CuCrZr | Ø 0.8  | 140.0054 | 140.0117 |
|        | Ø 0.9  | 140.0172 | 140.0217 |
|        | Ø 1.0  | 140.0245 | 140.0316 |
|        | Ø 1.2  | 140.0382 | 140.0445 |
|        | Ø 1.4  | -        | 140.0536 |
|        | Ø 1.6  | -        | 140.0590 |

### 6 Gas nozzle (10 pcs.)



| Type bottle form                 | Ø A    | Ø B    | Length C | Part-No.    |
|----------------------------------|--------|--------|----------|-------------|
| Recess (-2.6 mm) <sup>3</sup>    | Ø 27.0 | Ø 13.0 | 77.0 mm  | 145.0556.10 |
| Recess (-1.1 mm) <sup>3</sup>    | Ø 27.0 | Ø 13.0 | 75.5 mm  | 145.0479.10 |
| Recess (-2.6 mm) <sup>3</sup>    | Ø 27.0 | Ø 15.5 | 77.0 mm  | 145.0480.10 |
| Recess (-1.1 mm) <sup>3</sup>    | Ø 27.0 | Ø 15.5 | 75.5 mm  | 145.0544.10 |
| Stick-out (+2.4 mm) <sup>4</sup> | Ø 27.0 | Ø 15.5 | 72.0 mm  | 145.0466.10 |

| Type conical                     | Ø A    | Ø B    | Length C | Part-No.    |
|----------------------------------|--------|--------|----------|-------------|
| Recess (-1.1 mm) <sup>3</sup>    | Ø 27.0 | Ø 15.5 | 75.5 mm  | 145.0553.10 |
| Stick-out (+2.4 mm) <sup>4</sup> | Ø 27.0 | Ø 15.5 | 72.5 mm  | 145.0568.10 |

<sup>3</sup> Recess: Contact tip recessed

<sup>4</sup> Stick-out: Contact tip protruding