



MIG/MAG Welding Torches

MB ERGO

air and liquid cooled

“The robust quality classics”

The MIG/MAG torch series “MB” is available in air and liquid cooled variants and combines progressive technology and quality, enabling trouble-free operation for every application. All torches are thoroughly designed to provide comfortable and precise operation.

- Worldwide recognized top quality
- Ergonomically and technically mature and 100 % reliable
- Optimum cooling of the torch – extending torch life
- Time-saving torch changeover due to the ABICOR BINZEL central adaptor system



Technical data (EN 60 974-7)

MIG/MAG Welding Torches “MB ERGO” (air cooled)

Type	Rating (A)		Duty cycle (%)	Wire size (mm)
	CO ₂	Mixed gases M21		
MB ERGO 15 AK / AK-FX	180	150	60	0.6-1.0
MB ERGO 24 KD	250	220	35	0.8-1.2
MB ERGO 25 AK / AK-FX	230	200	60	0.8-1.2
MB ERGO 26 KD	230	200	35	0.8-1.2
MB ERGO 36 KD	300	270	60	0.8-1.2

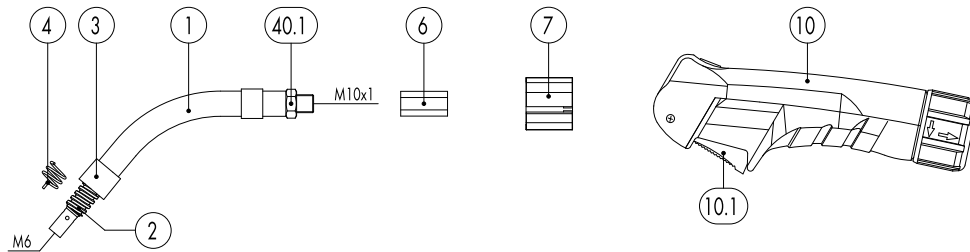
FX=flexible. Subject to change without notice.

MIG/MAG Welding Torches “MB ERGO” (liquid cooled)

Type	Rating (A)		Duty cycle (%)	Wire size (mm)
	CO ₂	Mixed gases M21		
MB ERGO 240 D	300	270	100	0.8-1.2
MB ERGO 401	450	400	100	0.8-1.2
MB ERGO 401 D	400	350	100	0.8-1.2
MB ERGO 501	550	500	100	1.0-1.6
MB ERGO 501 D	500	450	100	1.0-1.6

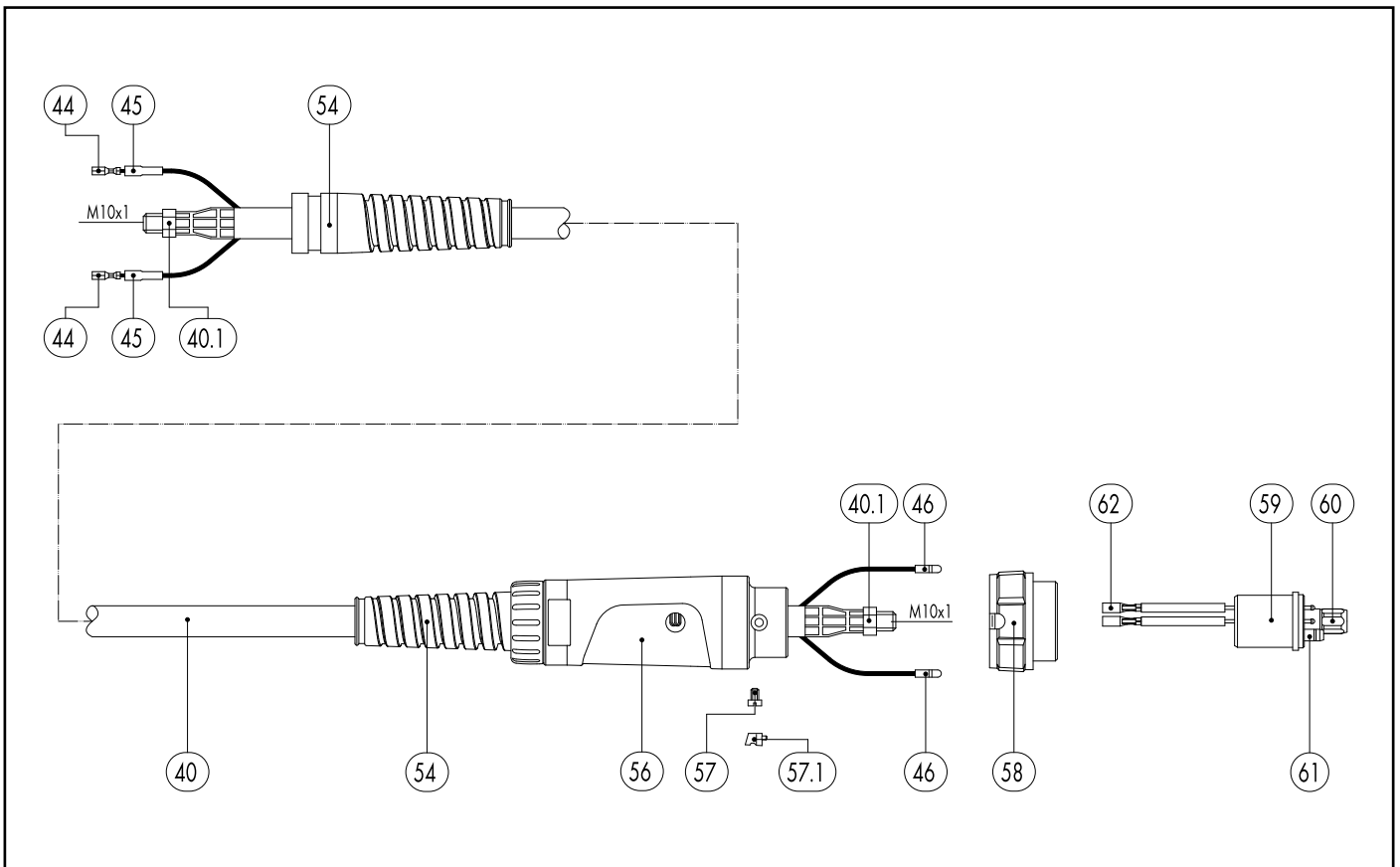
Subject to change without notice.

MIG/MAG Welding Torches MB ERGO 15 AK



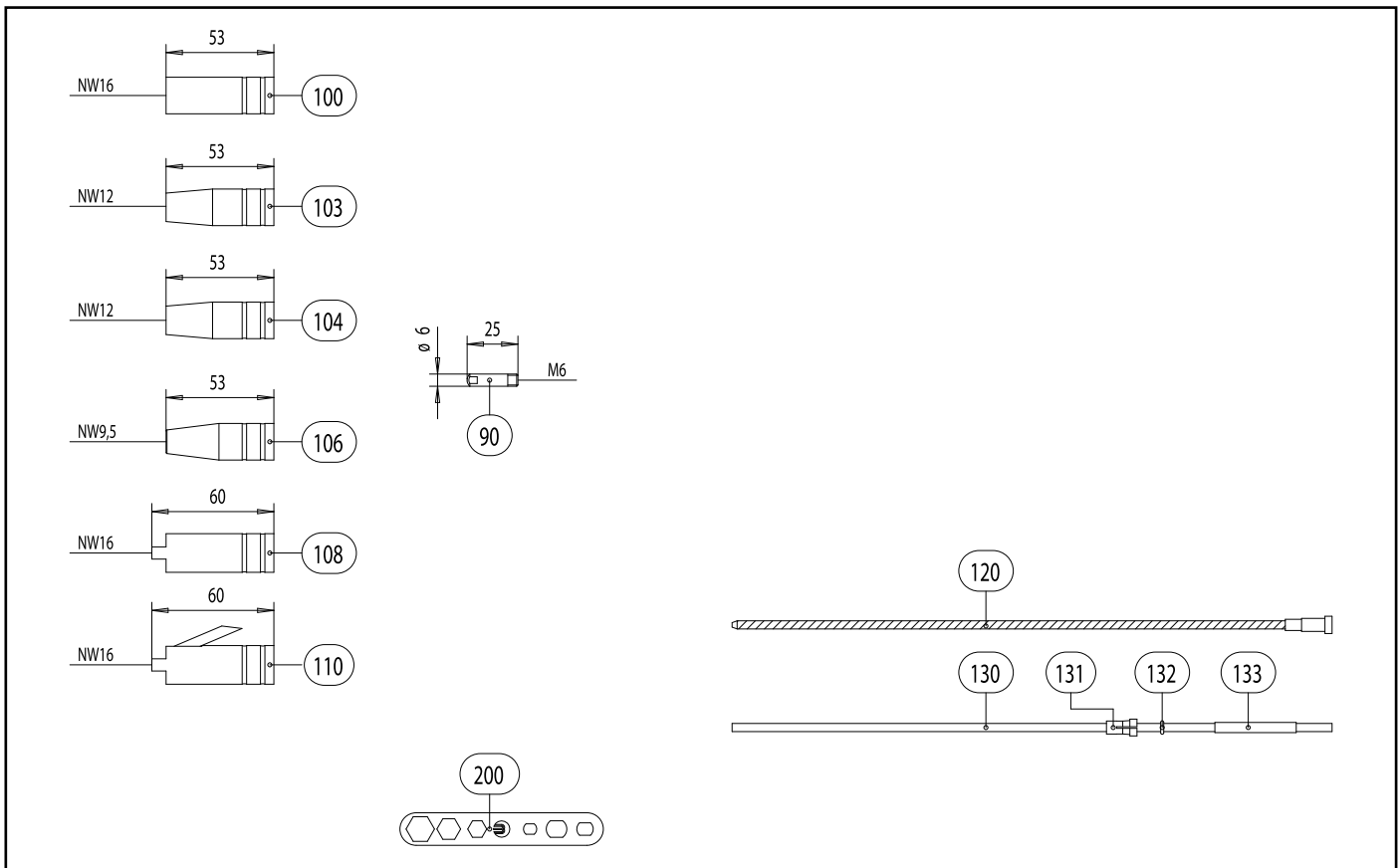
Pos.	Description	Units	Part-No.	Product-group
Torch				
	MB 15 AK; ERGO; central adaptor KZ-2; 3.00 m		002.0449	1006
	MB 15 AK; ERGO; central adaptor KZ-2; 4.00 m		002.0450	1006
	MB 15 AK; ERGO; central adaptor KZ-2; 5.00 m		002.0451	1006
Swan neck				
1	Swan neck MB 15 AK; 50j bent		002.0009	1007
	Swan neck MB 15 AK; flexible		002.0029	1007
2	Gas nozzle holder		002.0078	1095
3	Head insulator	10 Pcs.	002.0050	1095
4	Nozzle spring	100 Pcs.	002.0058	1095
6	Torch body brass		400.0114	1095
7	Torch body plastic ERGO		400.1076	1095
Handle ERGO				
10	ERGO handle with trigger cpl.		180.0076	1095
10.1	Trigger 2-pole		185.0031	9010
Cable assembly				
40	Bikox [®] R-power cable MB GRIP / ABIMIG [®] , R4 for 3.00 m		160.D520	1511
40	Bikox [®] R-power cable MB GRIP / ABIMIG [®] , R4 for 4.00 m		160.D521	1511
40	Bikox [®] R-power cable MB GRIP / ABIMIG [®] , R4 for 5.00 m		160.D522	1511
	Outer cover rubber ~ 20x1.5	40 m	105.0005	4050
40.1	Hexagon nut M10x1	10 Pcs.	001.0009	9010
44	Trigger wire connector	20 Pcs.	175.0022	9010
45	Insulating sleeve	20 Pcs.	400.0119	1095
46	Plug	20 Pcs.	175.0004	9010
54	Cable support ND 19		400.1010	1095
56	Cable support machine side		501.2248	9010

MIG/MAG Welding Torches MB ERGO 15 AK



Pos.	Description	Units	Part-No.	Product-group
57	Pan head screw M4x6	20 Pcs.	000.0552	9010
57.1	Screw cap 1	20 Pcs.	500.0251	9010
58	Adaptor nut M33x2		500.0213	9010
59	Central adaptor KZ-2		501.0003	1095
60	Coupling nut M10x1	10 Pcs.	501.0082	9010
61	O-Ring 4x1	20 Pcs.	165.0002	9010
62	Trigger wire connector; female	20 Pcs.	175.0003	9010
Wear parts				
90	Contact tip M6 E-Cu; $\bar{\text{~}}$ 0.6 (6x25)	10 Pcs.	140.0008	1030
90	Contact tip M6 E-Cu; $\bar{\text{~}}$ 0.8 (6x25)	10 Pcs.	140.0059	1030
90	Contact tip M6 E-Cu; $\bar{\text{~}}$ 1.0 (6x25)	10 Pcs.	140.0253	1030
90	Contact tip M6 CuCrZr; $\bar{\text{~}}$ 0.6 (6x25)	10 Pcs.	140.0855	1031
90	Contact tip M6 CuCrZr; $\bar{\text{~}}$ 0.8 (6x25)	10 Pcs.	140.0062	1031
90	Contact tip M6 CuCrZr; $\bar{\text{~}}$ 1.0 (6x25)	10 Pcs.	140.0256	1031
90	Contact tip M6 E-Cu; $\bar{\text{~}}$ 0.8 for alu wire (6x25)	10 Pcs.	141.0002	1030
90	Contact tip M6 E-Cu; $\bar{\text{~}}$ 1.0 for alu wire (6x25)	10 Pcs.	141.0007	1030
90	Contact tip M6 CuCrZr silver-plated; $\bar{\text{~}}$ 0.8 (6x25)	10 Pcs.	147.0062	1031
90	Contact tip M6 CuCrZr silver-plated; $\bar{\text{~}}$ 1.0 (6x25)	10 Pcs.	147.0256	1031
100	Gas nozzle; cylindrical; ND $\bar{\text{~}}$ 16.0	10 Pcs.	145.0041	1036
103	Gas nozzle; conical; ND $\bar{\text{~}}$ 12.0	10 Pcs.	145.0075	1036
104	Gas nozzle; conical; with extended insulation; ND $\bar{\text{~}}$ 12.0	10 Pcs.	145.0107	1036
106	Gas nozzle; tapered; ND $\bar{\text{~}}$ 9.5	10 Pcs.	145.0123	1036
108	Spot weld gas nozzle; ND $\bar{\text{~}}$ 16.0	10 Pcs.	145.0168	1036
110	Spot weld gas nozzle for pin-welding; ND $\bar{\text{~}}$ 16.0	10 Pcs.	145.0186	1036
120	Guide spiral liner insulated; 1.5/4.5; blue; for wire $\bar{\text{~}}$ 0.6 - 0.8; for 3.00 m		124.0011	1034
120	Guide spiral liner insulated; 1.5/4.5; blue; for wire $\bar{\text{~}}$ 0.6 - 0.8; for 4.00 m		124.0012	1034

MIG/MAG Welding Torches MB ERGO 15 AK



Pos.	Description	Units	Part-No.	Product-group
120	Guide spiral liner insulated; 1.5/4.5; blue; for wire \varnothing 0.6 - 0.8; for 5.00 m		124.0015	1034
120	Guide spiral liner insulated; 2.0/4.5; red; for wire \varnothing 1.0 - 1.2; for 3.00 m		124.0026	1034
120	Guide spiral liner insulated; 2.0/4.5; red; for wire \varnothing 1.0 - 1.2; for 4.00 m		124.0031	1034
120	Guide spiral liner insulated; 2.0/4.5; red; for wire \varnothing 1.0 - 1.2; for 5.00 m		124.0035	1034
130	PTFE core liner 1.5/4.0; blue; wire electrode \varnothing 0.8 - 1.0; for 3.00 m		126.0005	1034
130	PTFE core liner 1.5/4.0; blue; wire electrode \varnothing 0.8 - 1.0; for 4.00 m		126.0008	1034
130	PTFE core liner 1.5/4.0; blue; wire electrode \varnothing 0.8 - 1.0; for 5.00 m		126.0011	1034
130	PTFE core liner 2.0/4.0; red; wire electrode \varnothing 1.0 - 1.2; for 3.00 m		126.0021	1034
130	PTFE core liner 2.0/4.0; red; wire electrode \varnothing 1.0 - 1.2; for 4.00 m		126.0026	1034
130	PTFE core liner 2.0/4.0; red; wire electrode \varnothing 1.0 - 1.2; for 5.00 m		126.0028	1034
130	PTFE carbon core liner 1.5/4.0; wire electrode \varnothing 0.8 - 1.0; for 3.00 m		127.0002	1034
130	PTFE carbon core liner 1.5/4.0; wire electrode \varnothing 0.8 - 1.0; for 4.00 m		127.0003	1034
130	PTFE carbon core liner 1.5/4.0; wire electrode \varnothing 0.8 - 1.0; for 5.00 m		127.0004	1034
130	PTFE carbon core liner 2.0/4.0; wire electrode \varnothing 1.0 - 1.2; for 3.00 m		127.0005	1034
130	PTFE carbon core liner 2.0/4.0; wire electrode \varnothing 1.0 - 1.2; for 4.00 m		127.0007	1034
130	PTFE carbon core liner 2.0/4.0; wire electrode \varnothing 1.0 - 1.2; for 5.00 m		127.0008	1034
131	Nipple for core liner at \varnothing 4.0	20 Pcs.	131.0001	1095
132	O-Ring 3.5x1.5	20 Pcs.	165.0008	9010
133	Guide tube for core liners up to \varnothing 4.0 (200 mm)	10 Pcs.	129.0461	1095
200	Spanner Standard		191.0001	9010