

MIG/MAG Welding Torches

ABIMIG® GRIP W

liquid cooled

“Big performance and optimal handling”

The MIG/MAG Welding Torches ABIMIG® GRIP W liquid cooled with the innovative 2 component handle system “GRIP” combine ergonomics and feel with all common module variations (for switch and control functions) as well as “switch on top” solutions. “GRIP” insert and ball joint in the handle guarantee secure grip and optimal handling.

The liquid cooled ABIMIG® GRIP W torches particularly excel in impulse welding due to an optimized dual-circuit cooling system that ensures “extra-cool” wear parts and therefore extended service life.

- Dual-circuit cooling system with increased cooling liquid flow and novel heat dissipation for optimal power and heat conduction – guarantees less spatter adhesion and therefore extremely extended service life of wear and spare parts
- Additional torch neck protection through a UV, ozone and temperature resistant protective cover – for longer torch service life
- The newly developed torch neck and handle system ABIMIG® GRIP with ball joint guarantees optimal balance – even for welding tasks when access is difficult
- Specially designed spare and wear parts for the highperformance application range – excellent results especially in pulse arc welding

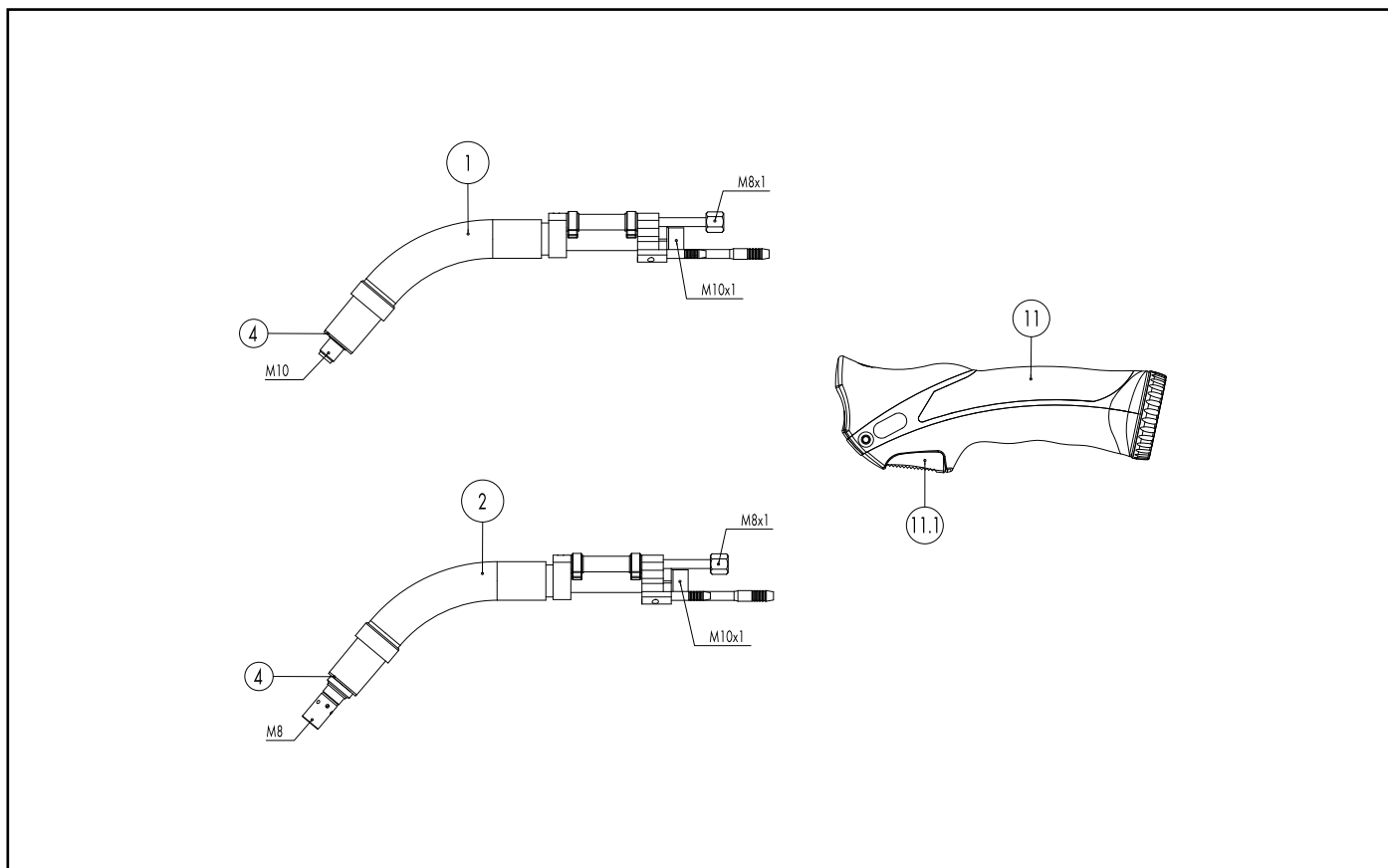
Technical data (EN 60 974-7)

MIG/MAG Welding Torches “ABIMIG® GRIP W” (liquid cooled)

Type	Rating (A)		Duty cycle (%)	Wire size (mm)
	CO ₂	Mixed gases M21		
ABIMIG® GRIP W 555 D	550	500	100	0.8-1.6
ABIMIG® GRIP W 555	575	525	100	0.8-1.6
ABIMIG® GRIP W 605	625	575	100	1.0-1.6
ABIMIG® GRIP W 605 D	600	550	100	1.0-1.6
ABIMIG® GRIP W 605 C	600	550	100	1.0-1.6

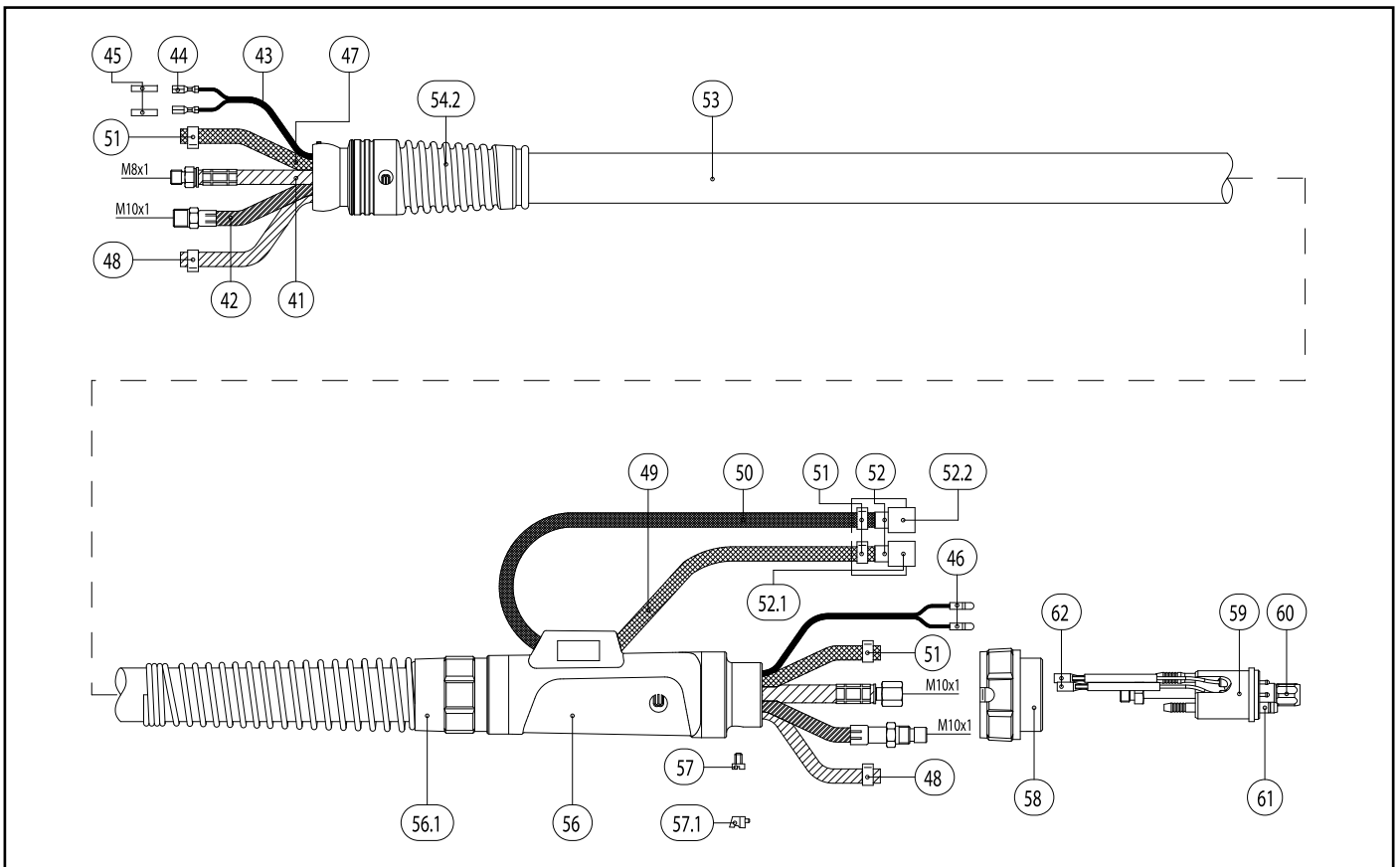
Subject to change without notice.

MIG/MAG Welding Torches ABIMIG® GRIP W 555 / 555 D



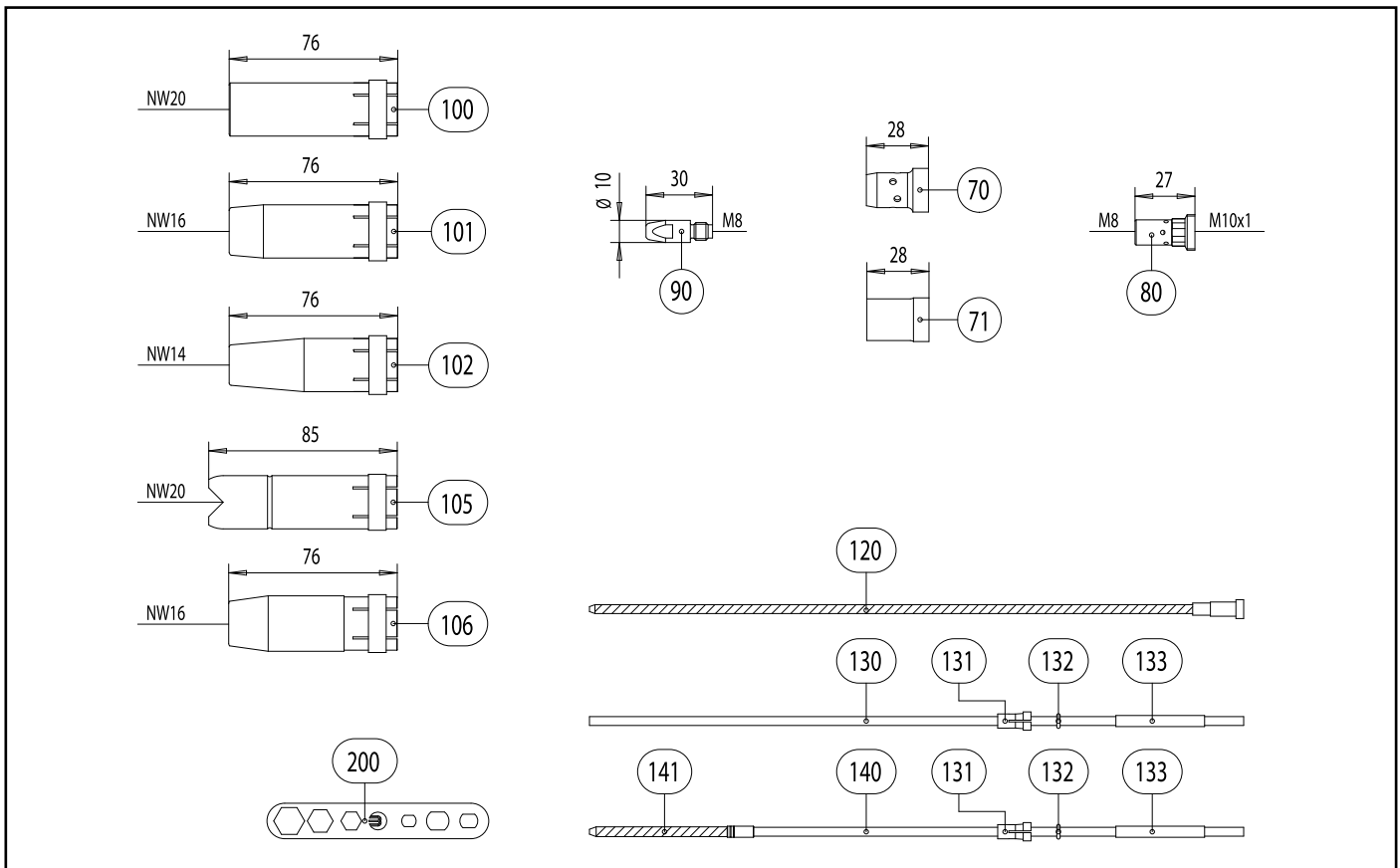
Pos.	Description	Units	Part-No.	Product-group
Torch (D-Version)				
	ABIMIG® GRIP W 555 D; type S; central adaptor WZ-2; 3.00 m		766.0526.1	1317
	ABIMIG® GRIP W 555 D; type S; central adaptor WZ-2; 4.00 m		766.0527.1	1317
	ABIMIG® GRIP W 555 D; type S; central adaptor WZ-2; 5.00 m		766.0528.1	1317
Torch				
	ABIMIG® GRIP W 555; type S; central adaptor WZ-2; 3.00 m		766.0529.1	1317
	ABIMIG® GRIP W 555; type S; central adaptor WZ-2; 4.00 m		766.0530.1	1317
	ABIMIG® GRIP W 555; type S; central adaptor WZ-2; 5.00 m		766.0531.1	1317
Swan neck (D-Version)				
1	Swan neck ABIMIG® GRIP W 555 D; 50° bent		766.0532.1	1309
Swan neck				
2	Swan neck ABIMIG® GRIP W 555; 50° bent		766.0533.1	1309
4	Insulator	20 Pcs.	766.0230	1395
Handle GRIP				
11	Handle GRIP type S with trigger cpl.		180.0132.1	1395
11.1	Trigger 2-pole GRIP	5 Pcs.	185.0107.5	1395
Cable assembly				
41	Power cable ABIMIG® GRIP / RAB GRIP (PVC) for 3.00 m		115.0581	1012
41	Power cable ABIMIG® GRIP / RAB GRIP (PVC) for 4.00 m		115.0582	1012
41	Power cable ABIMIG® GRIP / RAB GRIP (PVC) for 5.00 m		115.0583	1012
42	Wire conduit ABIMIG® GRIP / MB GRIP cpl. for 3.00 m		156.0275	1012
42	Wire conduit ABIMIG® GRIP / MB GRIP cpl. for 4.00 m		156.0276	1012
42	Wire conduit ABIMIG® GRIP / MB GRIP cpl. for 5.00 m		156.0277	1012
43	Control cable 2-pole	200 m	100.0019	4050
44	Trigger wire connector	20 Pcs.	175.0022	9010
45	Insulating sleeve	20 Pcs.	400.0119	1095

MIG/MAG Welding Torches ABIMIG® GRIP W 555 / 555 D



Pos.	Description	Units	Part-No.	Product-group
46	Plug	20 Pcs.	175.0004	9010
47	Hose 30 black Ø 4.9x1.5	100 m	109.0040	4050
48	Hose clamp Ø 8.7 mm	100 Pcs.	171.0002	9010
49	Hose 47 blue Ø 5.5x1.5	100 m	109.0057	4050
50	Hose 46 red Ø 5.5x1.5	100 m	109.0056	4050
51	Hose clamp Ø 9.0 mm with ring (mark 9.5)	100 Pcs.	173.0001	9010
52	Plug nipple ND 5 mm / Ø 6.0 mm	20 Pcs.	501.0114	9010
52.1	Fastener cap blue	20 Pcs.	501.2424	1095
52.2	Fastener cap red	20 Pcs.	501.2423	1095
53	Outer cover with cable support Ø 25x1.5 for 3.00 m		107.0079	1095
53	Outer cover with cable support Ø 25x1.5 for 4.00 m		107.0044	1095
53	Outer cover with cable support Ø 25x1.5 for 5.00 m		107.0080	1095
	Outer cover Ø 25x1.5	40 m	107.0004	4050
54.2	Ball joint cable protection MB GRIP / ABIMIG® GRIP W (liquid cooled)		400.1392.1	1095
	Inner ring for ABIMIG® / ABIMIG® GRIP / MB GRIP (liquid cooled)		400.0790	1095
56	Cable support machine side big cpl. ND 31		500.0342	9010
56.1	Cable support spring		500.0233	9010
56.1	Biclip inside		400.0328	9010
56.1	Biclip outside		400.0329	9010
57	Pan head screw M4x6	20 Pcs.	000.0552	9010
57.1	Screw cap 1	20 Pcs.	500.0251	9010
58	Adaptor nut M33x2		500.0213	9010
59	Central adaptor WZ-2		501.0015	9010
60	Coupling nut M10x1	10 Pcs.	501.0082	9010
61	O-Ring 4x1	20 Pcs.	165.0002	9010
62	Trigger wire connector; female	20 Pcs.	175.0003	9010

MIG/MAG Welding Torches ABIMIG® GRIP W 555 / 555 D

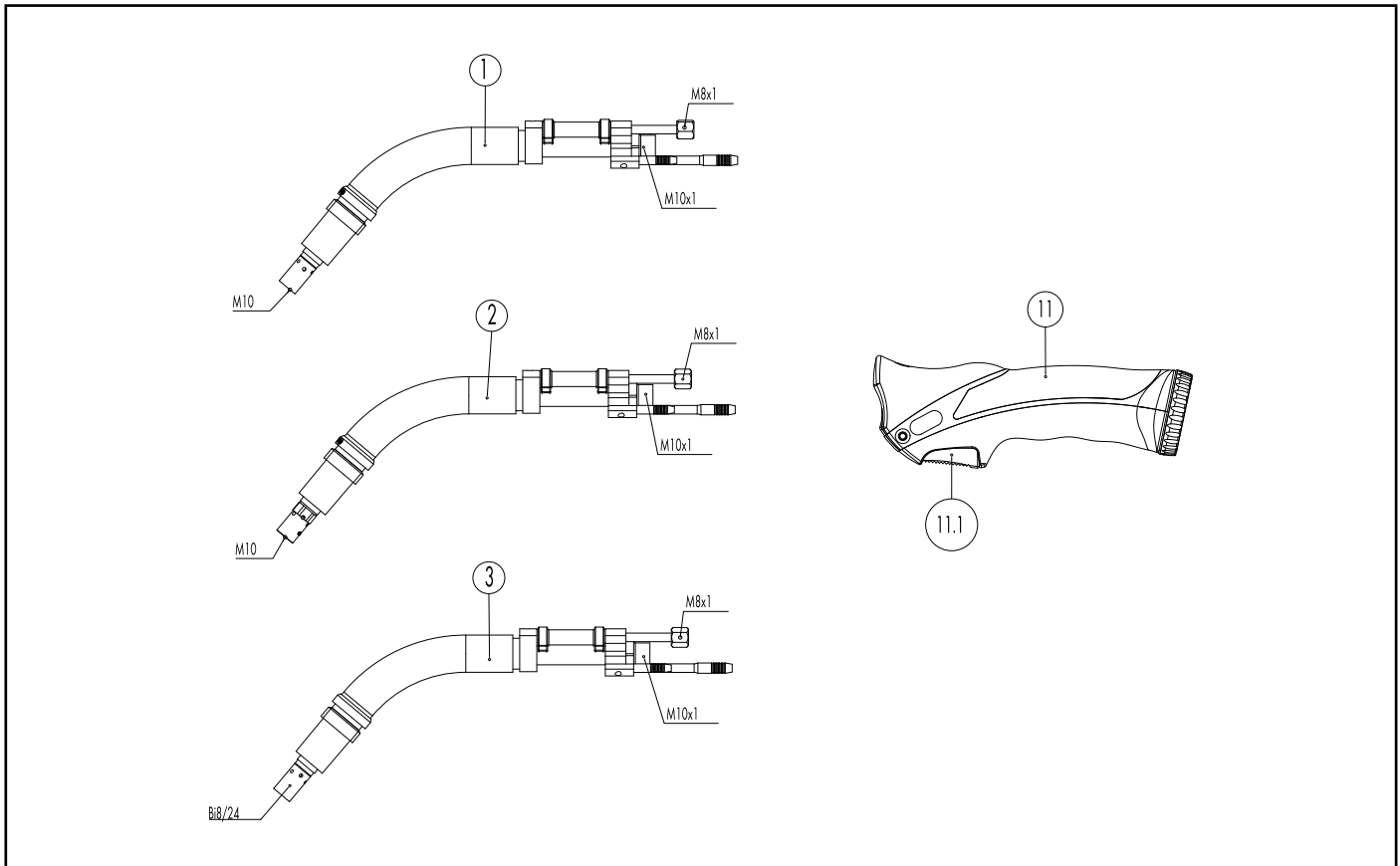


Pos.	Description	Units	Part-No.	Product-group
Wear parts ABIMIG® GRIP W 555 D / 555				
70	Gas diffuser, white	10 Pcs.	030.0145	1032
70	Gas diffuser, long life	10 Pcs.	030.0037	1032
70	Gas diffuser, ceramic	10 Pcs.	030.0190	1032
71	Nozzle insulator	10 Pcs.	146.0013	1032
Wear parts ABIMIG® GRIP W 555 D				
80	Contact tip holder M8; 27.0 mm; CuCrZr	10 Pcs.	142.0201.10	1033
Wear parts ABIMIG® GRIP W 555 D / 555				
90	Contact tip M8 E-Cu; Ø 0.8 (10x30)	10 Pcs.	140.0114	1030
90	Contact tip M8 E-Cu; Ø 1.0 (10x30)	10 Pcs.	140.0313	1030
90	Contact tip M8 E-Cu; Ø 1.2 (10x30)	10 Pcs.	140.0442	1030
90	Contact tip M8 E-Cu; Ø 1.6 (10x30)	10 Pcs.	140.0587	1030
90	Contact tip M8 CuCrZr; Ø 0.8 (10x30)	10 Pcs.	140.0117	1031
90	Contact tip M8 CuCrZr; Ø 1.0 (10x30)	10 Pcs.	140.0316	1031
90	Contact tip M8 CuCrZr; Ø 1.2 (10x30)	10 Pcs.	140.0445	1031
90	Contact tip M8 CuCrZr; Ø 1.6 (10x30)	10 Pcs.	140.0590	1031
90	Contact tip M8 E-Cu; Ø 0.8 for alu wire (10x30)	10 Pcs.	141.0003	1030
90	Contact tip M8 E-Cu; Ø 1.0 for alu wire (10x30)	10 Pcs.	141.0008	1030
90	Contact tip M8 E-Cu; Ø 1.2 for alu wire (10x30)	10 Pcs.	141.0015	1030
90	Contact tip M8 E-Cu; Ø 1.6 for alu wire (10x30)	10 Pcs.	141.0022	1030
90	Contact tip M8 CuCrZr silver-plated; Ø 0.8 (10x30)	10 Pcs.	147.0117	1031
90	Contact tip M8 CuCrZr silver-plated; Ø 1.0 (10x30)	10 Pcs.	147.0316	1031
90	Contact tip M8 CuCrZr silver-plated; Ø 1.2 (10x30)	10 Pcs.	147.0445	1031
90	Contact tip M8 CuCrZr silver-plated; Ø 1.6 (10x30)	10 Pcs.	147.0590	1031
100	Gas nozzle; cylindrical; ND Ø 20.0	10 Pcs.	145.0051	1037
101	Gas nozzle; conical; ND Ø 16.0	10 Pcs.	145.0085	1037

MIG/MAG Welding Torches ABIMIG® GRIP W 555 / 555 D

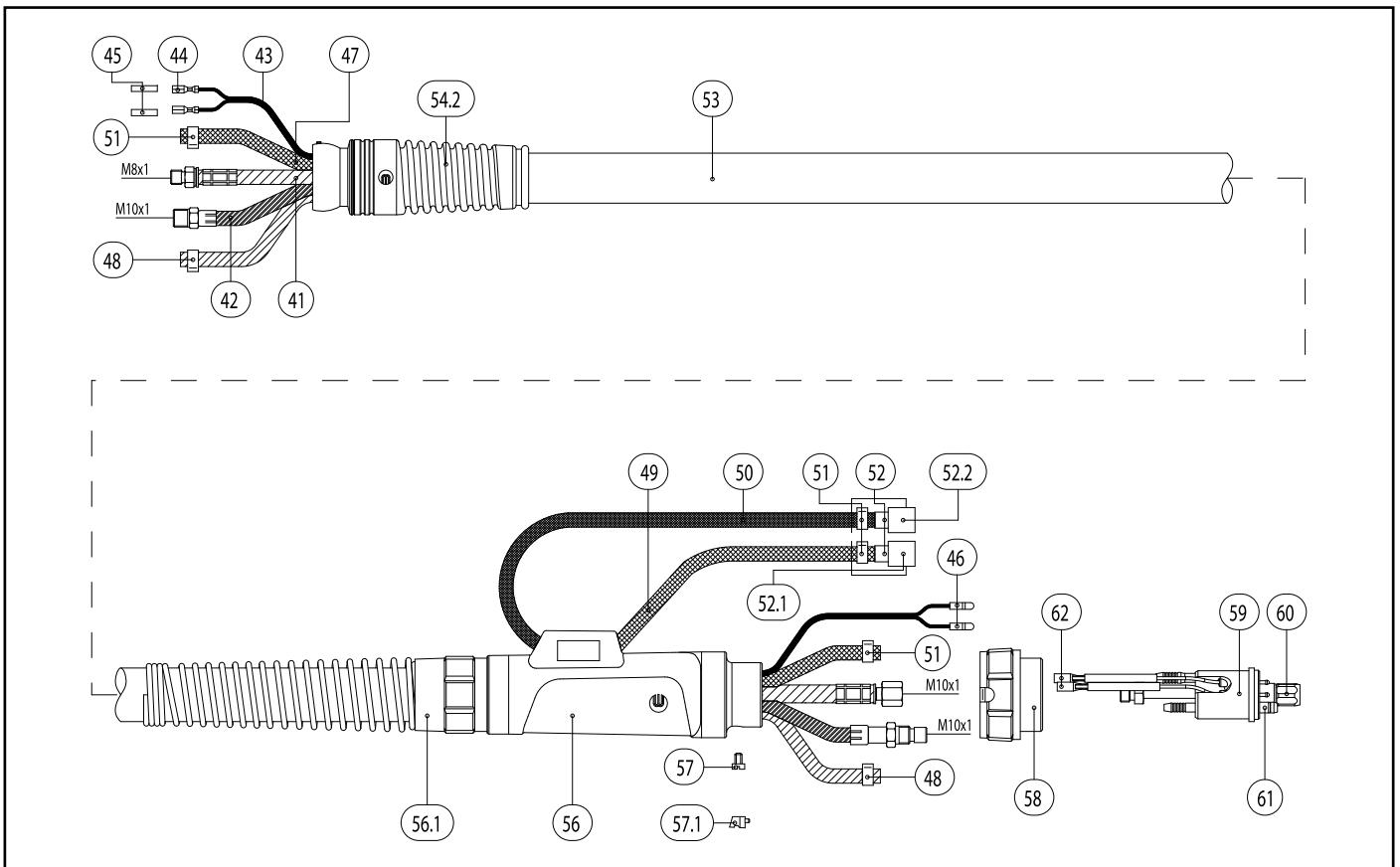
Pos.	Description	Units	Part-No.	Product-group
102	Gas nozzle; tapered; ND Ø 14.0	10 Pcs.	145.0132	1037
105	Spot weld gas nozzle; ND Ø 20.0	10 Pcs.	145.0179	1037
106	Gas nozzle; heavy duty; ND Ø 16.0 (only use with nozzle insulator)	10 Pcs.	145.0086	1037
120	Guide spiral liner insulated; 1.5/4.0; blue; for wire Ø 0.8; for 3.00 m		124.0137	1334
120	Guide spiral liner insulated; 1.5/4.0; blue; for wire Ø 0.8; for 4.00 m		124.0138	1334
120	Guide spiral liner insulated; 1.5/4.0; blue; for wire Ø 0.8; for 5.00 m		124.0139	1334
120	Guide spiral liner insulated; 2.0/4.5; red; for wire Ø 1.0-1.2; for 3.00 m		124.0111	1334
120	Guide spiral liner insulated; 2.0/4.5; red; for wire Ø 1.0-1.2; for 4.00 m		124.0112	1334
120	Guide spiral liner insulated; 2.0/4.5; red; for wire Ø 1.0-1.2; for 5.00 m		124.0113	1334
120	Guide spiral liner insulated; 2.5/4.5; yellow; for wire Ø 1.6; for 3.00 m		124.0114	1334
120	Guide spiral liner insulated; 2.5/4.5; yellow; for wire Ø 1.6; for 4.00 m		124.0115	1334
120	Guide spiral liner insulated; 2.5/4.5; yellow; for wire Ø 1.6; for 5.00 m		124.0116	1334
130	PTFE core liner 1.5/4.0; blue; wire electrode Ø 0.8-1.0; for 3.00 m		126.0005	1034
130	PTFE core liner 1.5/4.0; blue; wire electrode Ø 0.8-1.0; for 4.00 m		126.0008	1034
130	PTFE core liner 1.5/4.0; blue; wire electrode Ø 0.8-1.0; for 5.00 m		126.0011	1034
130	PTFE core liner 2.0/4.0; red; wire electrode Ø 1.0-1.2; for 3.00 m		126.0021	1034
130	PTFE core liner 2.0/4.0; red; wire electrode Ø 1.0-1.2; for 4.00 m		126.0026	1034
130	PTFE core liner 2.0/4.0; red; wire electrode Ø 1.0-1.2; for 5.00 m		126.0028	1034
130	PTFE core liner 2.7/4.7; yellow; wire electrode Ø 1.6; for 3.00 m		126.0039	1034
130	PTFE core liner 2.7/4.7; yellow; wire electrode Ø 1.6; for 4.00 m		126.0042	1034
130	PTFE core liner 2.7/4.7; yellow; wire electrode Ø 1.6; for 5.00 m		126.0045	1034
130	PTFE carbon core liner 1.5/4.0; wire electrode Ø 0.8-1.0; for 3.00 m		127.0002	1034
130	PTFE carbon core liner 1.5/4.0; wire electrode Ø 0.8-1.0; for 4.00 m		127.0003	1034
130	PTFE carbon core liner 1.5/4.0; wire electrode Ø 0.8-1.0; for 5.00 m		127.0004	1034
130	PTFE carbon core liner 2.0/4.0; wire electrode Ø 1.0-1.2; for 3.00 m		127.0005	1034
130	PTFE carbon core liner 2.0/4.0; wire electrode Ø 1.0-1.2; for 4.00 m		127.0007	1034
130	PTFE carbon core liner 2.0/4.0; wire electrode Ø 1.0-1.2; for 5.00 m		127.0008	1034
130	PTFE carbon core liner 2.7/4.7; wire electrode Ø 1.6; for 3.00 m		127.0010	1034
130	PTFE carbon core liner 2.7/4.7; wire electrode Ø 1.6; for 4.00 m		127.0012	1034
130	PTFE carbon core liner 2.7/4.7; wire electrode Ø 1.6; for 5.00 m		127.0013	1034
131	Nipple for core liner at Ø 4.0	20 Pcs.	131.0001	1095
131	Nipple for core liner at Ø 4.7	20 Pcs.	131.0002	1095
132	O-Ring 3.5x1.5	20 Pcs.	165.0008	9010
133	Guide tube for core liners up to Ø 4.0 (200 mm)	10 Pcs.	129.0461	1095
140	Combined wire guide cpl. polyamide/brass; wire Ø 1.0-1.2; for 3.00 m		128.M002	1034
140	Combined wire guide cpl. polyamide/brass; wire Ø 1.0-1.2; for 4.00 m		128.M003	1034
140	Combined wire guide cpl. polyamide/brass; wire Ø 1.0-1.2; for 5.00 m		128.M004	1034
141	Brass spiral made up with sleeve (200 mm)	10 Pcs.	001.0305	1095
200	Spanner Standard		191.0001	9010

MIG/MAG Welding Torches ABIMIG® GRIP W 605 / 605 C / 605 D



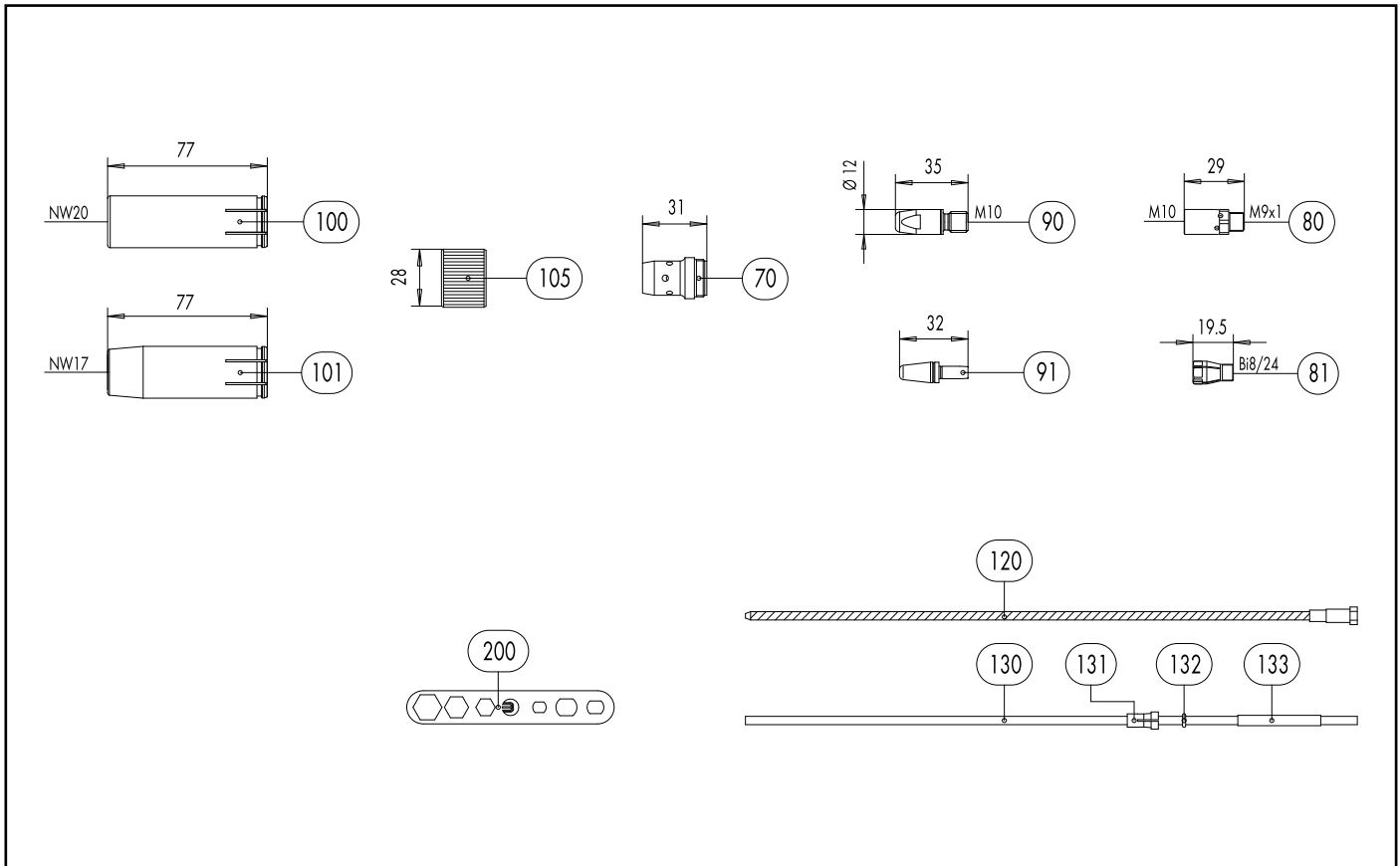
Pos.	Description	Units	Part-No.	Product-group
Torch (D-Version)				
	ABIMIG® GRIP W 605 D; type S; central adaptor WZ-2; 3.00 m		766.0534.1	1317
	ABIMIG® GRIP W 605 D; type S; central adaptor WZ-2; 4.00 m		766.0535.1	1317
	ABIMIG® GRIP W 605 D; type S; central adaptor WZ-2; 5.00 m		766.0536.1	1317
Torch				
	ABIMIG® GRIP W 605; type S; central adaptor WZ-2; 3.00 m		766.0537.1	1317
	ABIMIG® GRIP W 605; type S; central adaptor WZ-2; 4.00 m		766.0538.1	1317
	ABIMIG® GRIP W 605; type S; central adaptor WZ-2; 5.00 m		766.0539.1	1317
Torch (C-Version)				
	ABIMIG® GRIP W 605 C; type S; central adaptor WZ-2; 3.00 m		766.0543.1	1317
	ABIMIG® GRIP W 605 C; type S; central adaptor WZ-2; 4.00 m		766.0544.1	1317
	ABIMIG® GRIP W 605 C; type S; central adaptor WZ-2; 5.00 m		766.0545.1	1317
Swan neck (D-Version)				
1	Swan neck ABIMIG® GRIP W 605 D; 50° bent		766.0540.1	1309
Swan neck				
2	Swan neck ABIMIG® GRIP W 605; 50° bent		766.0541.1	1309
Swan neck (C-Version)				
3	Swan neck ABIMIG® GRIP W 605 C; 50° bent		766.0542.1	1309
Handle GRIP				
11	Handle GRIP type S with trigger cpl.		180.0132.1	1395
11.1	Trigger 2-pole GRIP	5 Pcs.	185.0107.5	1395
Cable assembly				
41	Power cable ABIMIG® GRIP / RAB GRIP (PVC) for 3.00 m		115.0581	1012
41	Power cable ABIMIG® GRIP / RAB GRIP (PVC) for 4.00 m		115.0582	1012
41	Power cable ABIMIG® GRIP / RAB GRIP (PVC) for 5.00 m		115.0583	1012
42	Wire conduit ABIMIG® GRIP / MB GRIP cpl. for 3.00 m		156.0275	1012

MIG/MAG Welding Torches ABIMIG® GRIP W 605 / 605 C / 605 D



Pos.	Description	Units	Part-No.	Product-group
42	Wire conduit ABIMIG® GRIP / MB GRIP cpl. for 4.00 m		156.0276	1012
42	Wire conduit ABIMIG® GRIP / MB GRIP cpl. for 5.00 m		156.0277	1012
43	Control cable 2-pole	200 m	100.0019	4050
44	Trigger wire connector	20 Pcs.	175.0022	9010
45	Insulating sleeve	20 Pcs.	400.0119	1095
46	Plug	20 Pcs.	175.0004	9010
47	Hose 30 black Ø 4.9x1.5	100 m	109.0040	4050
48	Hose clamp Ø 8.7 mm	100 Pcs.	171.0002	9010
49	Hose 47 blue Ø 5.5x1.5	100 m	109.0057	4050
50	Hose 46 red Ø 5.5x1.5	100 m	109.0056	4050
51	Hose clamp Ø 9.0 mm with ring (mark 9.5)	100 Pcs.	173.0001	9010
52	Plug nipple ND 5 mm / Ø 6.0 mm	20 Pcs.	501.0114	9010
52.1	Fastener cap blue	20 Pcs.	501.2424	1095
52.2	Fastener cap red	20 Pcs.	501.2423	1095
53	Outer cover with cable support Ø 25x1.5 for 3.00 m		107.0079	1095
53	Outer cover with cable support Ø 25x1.5 for 4.00 m		107.0044	1095
53	Outer cover with cable support Ø 25x1.5 for 5.00 m		107.0080	1095
	Outer cover Ø 25x1.5	40 m	107.0004	4050
54.2	Ball joint cable protection MB GRIP / ABIMIG® GRIP W (liquid cooled)		400.1392.1	1095
	Inner ring for ABIMIG® / ABIMIG® GRIP / MB GRIP (liquid cooled)		400.0790	1095
56	Cable support machine side big cpl. ND 31		500.0342	9010
56.1	Cable support spring		500.0233	9010
56.1	Biclip inside		400.0328	9010
56.1	Biclip outside		400.0329	9010
57	Pan head screw M4x6	20 Pcs.	000.0552	9010
57.1	Screw cap 1	20 Pcs.	500.0251	9010

MIG/MAG Welding Torches ABIMIG® GRIP W 605 / 605 C / 605 D



Pos.	Description	Units	Part-No.	Product-group
58	Adaptor nut M33x2		500.0213	9010
59	Central adaptor WZ-2		501.0015	9010
60	Coupling nut M10x1	10 Pcs.	501.0082	9010
61	O-Ring 4x1	20 Pcs.	165.0002	9010
62	Trigger wire connector; female	20 Pcs.	175.0003	9010
Wear parts ABIMIG® GRIP W 605 D / 605 / 605 C				
70	Gas diffuser, long life	10 Pcs.	766.0518	1332
70	Gas diffuser, plastic	10 Pcs.	766.0546.10	1332
Wear parts ABIMIG® GRIP W 605 D				
80	Contact tip holder M10; 29.0 mm; CuCrZr	10 Pcs.	142.0202.10	1033
Wear parts ABIMIG® GRIP W 605 C				
81	Collet body	10 Pcs.	766.1051	1333
Wear parts ABIMIG® GRIP W 605 D / 605				
90	Contact tip M10 E-Cu; Ø 1.0 (12x35)	10 Pcs.	140.1542.10	1030
90	Contact tip M10 E-Cu; Ø 1.2 (12x35)	10 Pcs.	140.1543.10	1030
90	Contact tip M10 E-Cu; Ø 1.6 (12x35)	10 Pcs.	140.1544.10	1030
90	Contact tip M10 CuCrZr; Ø 1.0 (12x35)	10 Pcs.	140.0348	1031
90	Contact tip M10 CuCrZr; Ø 1.2 (12x35)	10 Pcs.	140.0481	1031
90	Contact tip M10 CuCrZr; Ø 1.6 (12x35)	10 Pcs.	140.0616	1031
90	Contact tip M10 CuCrZr silver-plated; Ø 1.2 (12x35)	10 Pcs.	147.0481	1031
90	Contact tip M10 CuCrZr silver-plated; Ø 1.6 (12x35)	10 Pcs.	147.0616	1031
Wear parts ABIMIG® GRIP W 605 C				
91	Contact tip CuCrZr; Ø 1.0 (9.9x32)	10 Pcs.	140.1318	1031
91	Contact tip CuCrZr; Ø 1.2 (9.9x32)	10 Pcs.	140.1319	1031
91	Contact tip CuCrZr; Ø 1.6 (9.9x32)	10 Pcs.	140.1321	1031

