

MIG/MAG Welding Torches

ABIMIG® GRIP A LW

air cooled

“The perfect combination of high performance and featherly weight”

The MIG/MAG Welding Torches ABIMIG® GRIP A air cooled with the innovative 2 component handle system “GRIP”, combine ergonomics and feel with all common module variations (for switch and control functions) as well as “switch on top” solutions. “GRIP” insert and ball joint in the handle guarantee secure grip and optimal handling.

The torches of the ABIMIG® GRIP A series utilize the newly developed Low Weight Bikox®, which gives perfect balance to these weight reduced torches for effortless welding in all positions.

- Low Weight Bikox® - up to 50% weight saving
- Ergonomic short handle with “GRIP” soft components on the handle, thumb rest and ball joint - guarantees optimal handling in all positions
- Screw-on gas nozzle with thermoprotective insulation - extending life time
- Function integrated tip holder (gas diffusor, gas nozzle holder and contact tip holder in one piece) - reduces stock requirements
- Laminar gas feed - excellent gas coverage for best welding results
- Changeable gas nozzle seat - “extends” operating cycle of the torch neck and reduces maintenance costs
- Electrically insulated liner and connection nut (on the central adaptor) enables exact setting of the arc parameters and therefore repeatability of welding results

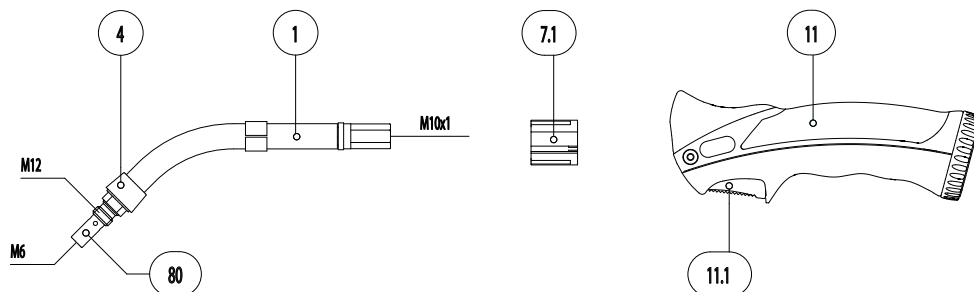
Technical data (EN 60 974-7)

MIG/MAG Welding Torches “ABIMIG® GRIP A LW” (air cooled)

Type	Rating (A)		Duty cycle (%)	Wire size (mm)
	CO ₂	Mixed gases M21		
ABIMIG® GRIP A 155 LW	190	170	60	0.6-1.0
ABIMIG® GRIP A 255 LW	240	210	60	0.8-1.2
ABIMIG® GRIP A 305 LW	270	240	60	0.8-1.2
ABIMIG® GRIP A 355 LW	300	270	60	1.0-1.6
ABIMIG® GRIP A 405 LW	370	300	60	1.0-1.6

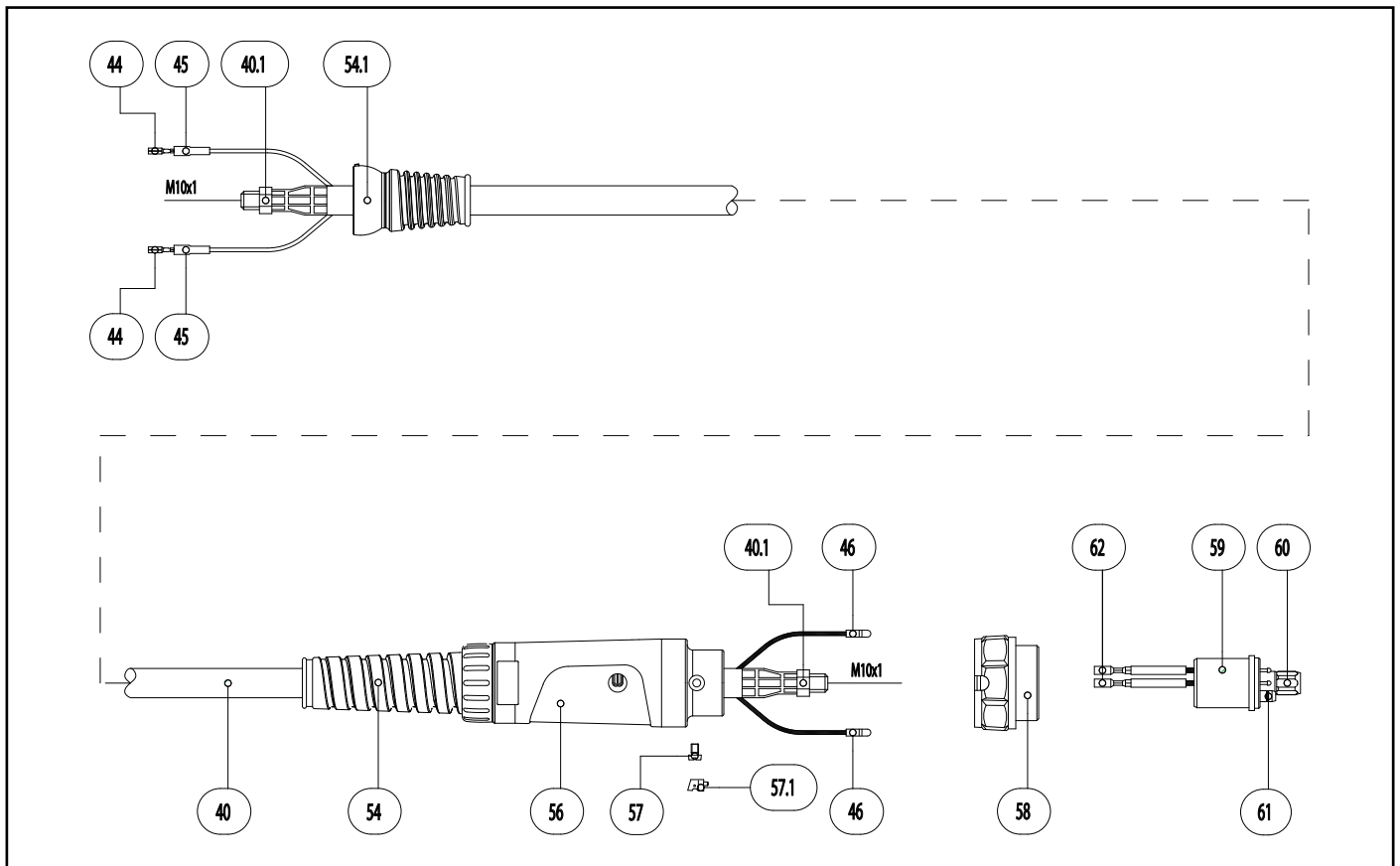
Subject to change without notice.

MIG/MAG Welding Torches ABIMIG® GRIP A 155 LW



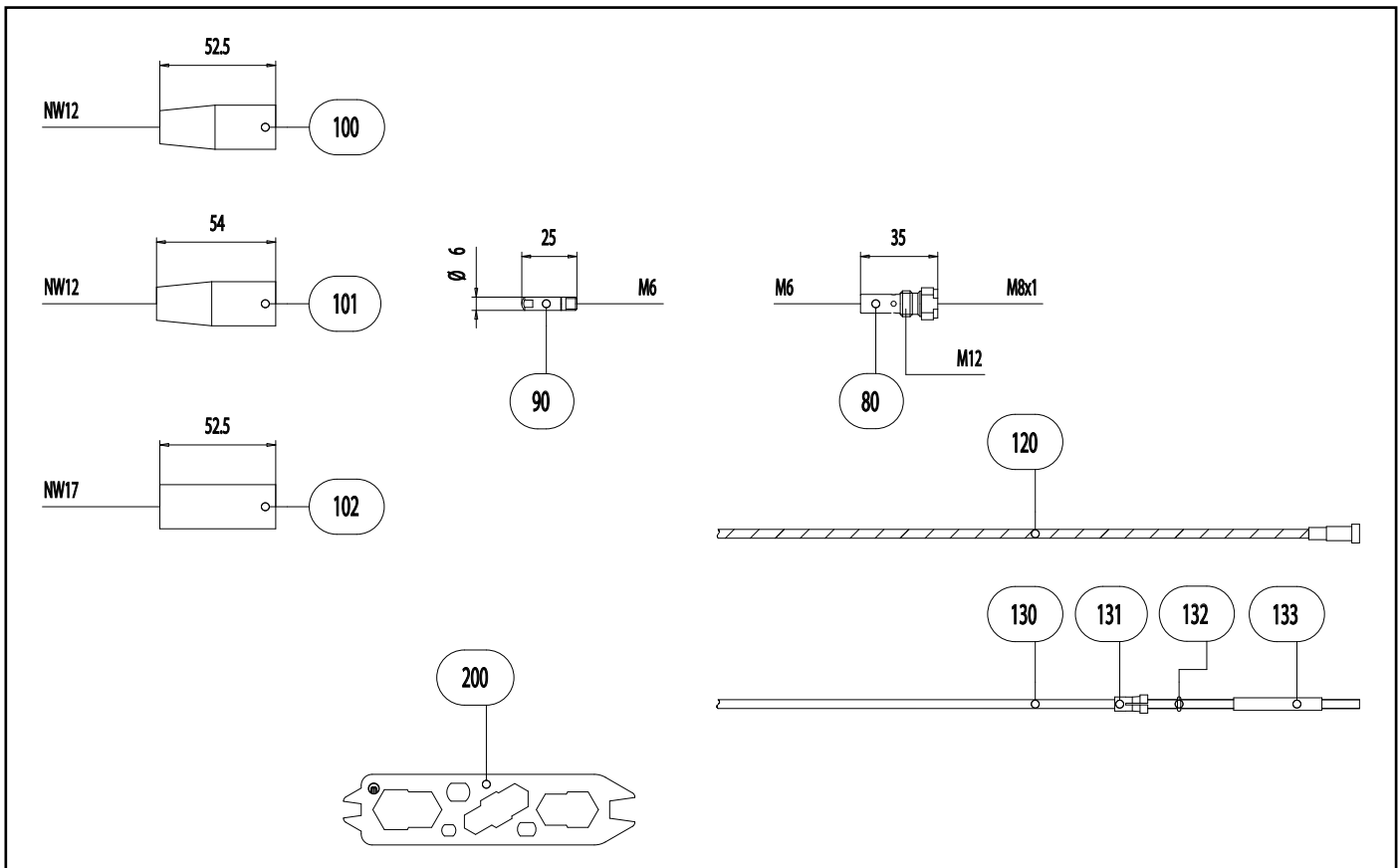
Pos.	Description	Units	Part-No.	Product-group
Torch				
	ABIMIG® GRIP A 155 LW; central adaptor KZ-2; 3.00 m		767.D600.1	1318
	ABIMIG® GRIP A 155 LW; central adaptor KZ-2; 4.00 m		767.D601.1	1318
	ABIMIG® GRIP A 155 LW; central adaptor KZ-2; 5.00 m		767.D602.1	1318
Swan neck				
1	Swan neck ABIMIG® GRIP A 155; 45° bent		767.D603.1	1306
4	Spacer	5 Pcs.	767.D607.5	1595
7.1	Torch body plastic GRIP		400.0044	1095
Handle GRIP				
11	Handle GRIP with trigger cpl.		180.0127	1095
11.1	Trigger 2-pole GRIP		185.0101	9010
Cable assembly				
40	Bikox® LW power cable, R4 for 3.00 m		160.H025.1	1511
40	Bikox® LW power cable, R4 for 4.00 m		160.H026.1	1511
40	Bikox® LW power cable, R4 for 5.00 m		160.H027.1	1511
40.1	Hexagon nut M10x1	10 Pcs.	001.0009	9010
44	Trigger wire connector	20 Pcs.	175.0022	9010
45	Insulating sleeve	20 Pcs.	400.0119	1095
46	Plug	20 Pcs.	175.0004	9010
54	Cable support ND 19		400.1010	1095
54.1	Ball joint cable support short for ABIMIG® GRIP A		400.1323.1	1095
56	Cable support machine side		501.2248	9010
57	Pan head screw M4x6	20 Pcs.	000.0552	9010
57.1	Screw cap 1	20 Pcs.	500.0251	9010
58	Adaptor nut M33x2		500.0213	9010
59	Central adaptor KZ-2		501.0003	1095

MIG/MAG Welding Torches ABIMIG® GRIP A 155 LW



Pos.	Description	Units	Part-No.	Product-group
60	Coupling nut M10x1, plastic	5 Pcs.	501.D536.5	1595
61	O-Ring 4x1	20 Pcs.	165.0002	9010
62	Trigger wire connector; female	20 Pcs.	175.0003	9010
Wear parts				
80	Contact tip holder M12/M6/35 US	5 Pcs.	006.D719.5	1533
90	Contact tip M6 E-Cu; Ø 0.6 (6x25)	10 Pcs.	140.0008	1030
90	Contact tip M6 E-Cu; Ø 0.8 (6x25)	10 Pcs.	140.0059	1030
90	Contact tip M6 E-Cu; Ø 1.0 (6x25)	10 Pcs.	140.0253	1030
90	Contact tip M6 CuCrZr; Ø 0.6 (6x25)	10 Pcs.	140.0855	1031
90	Contact tip M6 CuCrZr; Ø 0.8 (6x25)	10 Pcs.	140.0062	1031
90	Contact tip M6 CuCrZr; Ø 1.0 (6x25)	10 Pcs.	140.0256	1031
90	Contact tip M6 E-Cu; Ø 0.8 for alu wire (6x25)	10 Pcs.	141.0002	1030
90	Contact tip M6 E-Cu; Ø 1.0 for alu wire (6x25)	10 Pcs.	141.0007	1030
90	Contact tip M6 CuCrZr silver-plated; Ø 0.8 (6x25)	10 Pcs.	147.0062	1031
90	Contact tip M6 CuCrZr silver-plated; Ø 1.0 (6x25)	10 Pcs.	147.0256	1031
100	Gas nozzle M12; ND 12; galvanized; conical L=52 mm	5 Pcs.	145.D001	1536
101	Gas nozzle M12; ND 12; galvanized; conical L=54 mm	5 Pcs.	145.D004	1536
102	Gas nozzle M12; ND 17; galvanized; cylindrical L=52 mm	5 Pcs.	145.D003	1536
120	Guide spiral liner insulated; 1.5/4.5; blue; for wire Ø 0.6-0.8; for 3.00 m		124.0011	1034
120	Guide spiral liner insulated; 1.5/4.5; blue; for wire Ø 0.6-0.8; for 4.00 m		124.0012	1034
120	Guide spiral liner insulated; 1.5/4.5; blue; for wire Ø 0.6-0.8; for 5.00 m		124.0015	1034
120	Guide spiral liner insulated; 2.0/4.5; red; for wire Ø 1.0-1.2; for 3.00 m		124.0026	1034
120	Guide spiral liner insulated; 2.0/4.5; red; for wire Ø 1.0-1.2; for 4.00 m		124.0031	1034
120	Guide spiral liner insulated; 2.0/4.5; red; for wire Ø 1.0-1.2; for 5.00 m		124.0035	1034
130	PTFE core liner 1.5/4.0; blue; wire electrode Ø 0.8-1.0; for 3.00 m		126.0005	1034
130	PTFE core liner 1.5/4.0; blue; wire electrode Ø 0.8-1.0; for 4.00 m		126.0008	1034

MIG/MAG Welding Torches ABIMIG® GRIP A 155 LW



Pos.	Description	Units	Part-No.	Product-group
130	PTFE core liner 1.5/4.0; blue; wire electrode \varnothing 0.8-1.0; for 5.00 m		126.0011	1034
130	PTFE core liner 2.0/4.0; red; wire electrode \varnothing 1.0-1.2; for 3.00 m		126.0021	1034
130	PTFE core liner 2.0/4.0; red; wire electrode \varnothing 1.0-1.2; for 4.00 m		126.0026	1034
130	PTFE core liner 2.0/4.0; red; wire electrode \varnothing 1.0-1.2; for 5.00 m		126.0028	1034
130	PTFE carbon core liner 1.5/4.0; wire electrode \varnothing 0.8-1.0; for 3.00 m		127.0002	1034
130	PTFE carbon core liner 1.5/4.0; wire electrode \varnothing 0.8-1.0; for 4.00 m		127.0003	1034
130	PTFE carbon core liner 1.5/4.0; wire electrode \varnothing 0.8-1.0; for 5.00 m		127.0004	1034
130	PTFE carbon core liner 2.0/4.0; wire electrode \varnothing 1.0-1.2; for 3.00 m		127.0005	1034
130	PTFE carbon core liner 2.0/4.0; wire electrode \varnothing 1.0-1.2; for 4.00 m		127.0007	1034
130	PTFE carbon core liner 2.0/4.0; wire electrode \varnothing 1.0-1.2; for 5.00 m		127.0008	1034
131	Nipple for core liner at \varnothing 4.0	20 Pcs.	131.0001	1095
132	O-Ring 3.5x1.5	20 Pcs.	165.0008	9010
133	Guide tube for core liners up to \varnothing 4.0 (200 mm)	10 Pcs.	129.0461	1095
200	Spanner for ABIMIG®		191.D045	1595