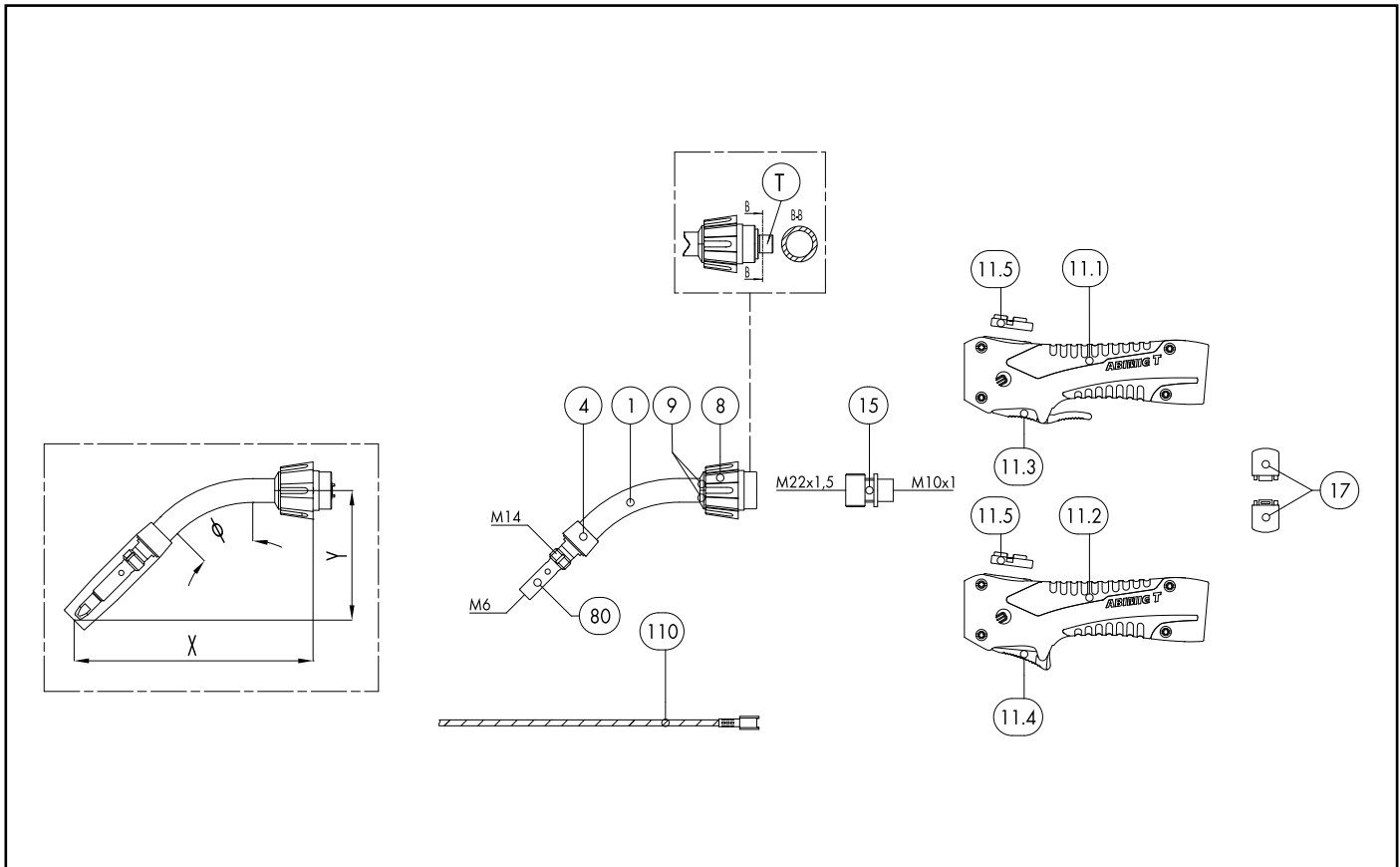
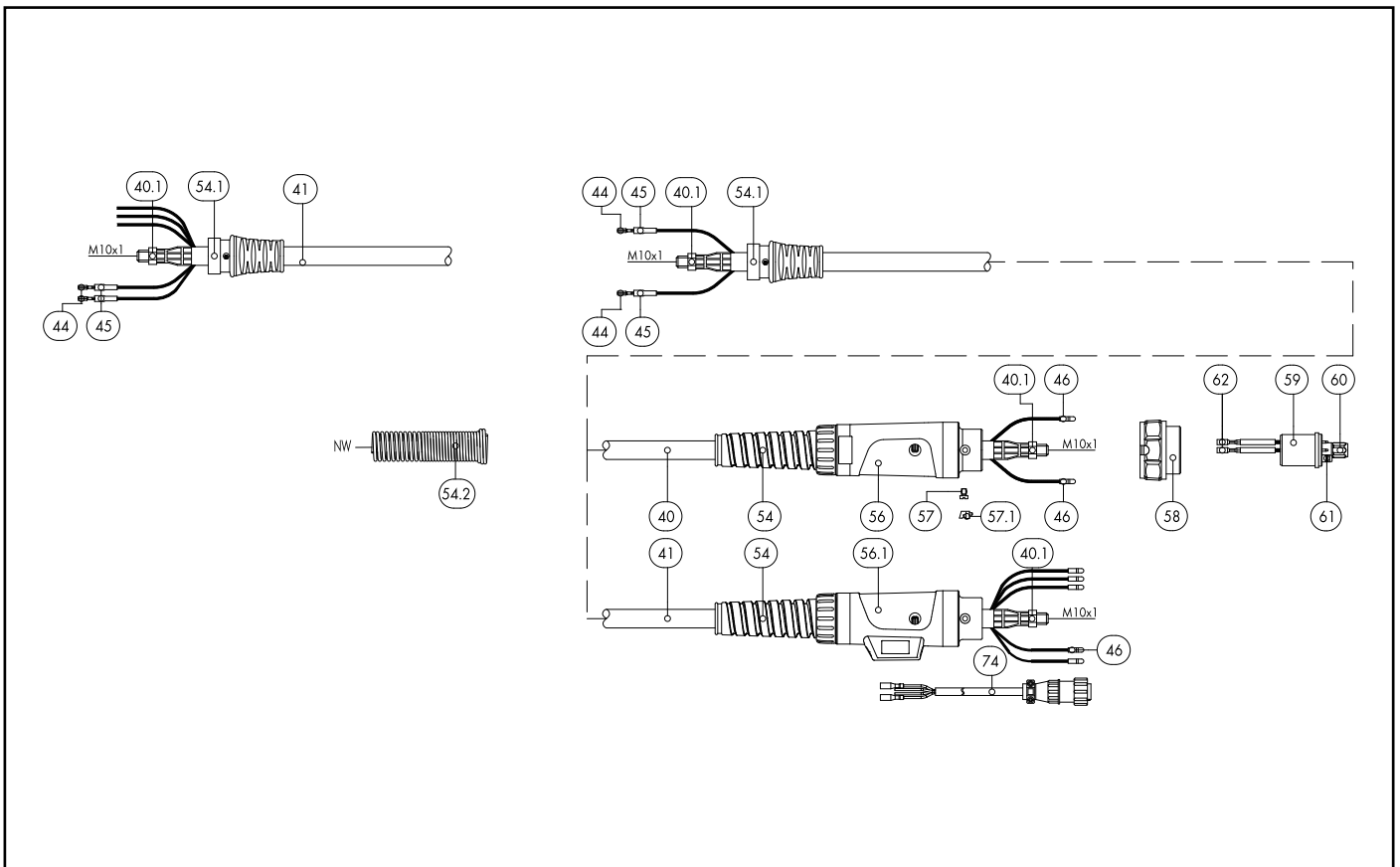


MIG/MAG Welding Torches ABIMIG® A T 255 LW



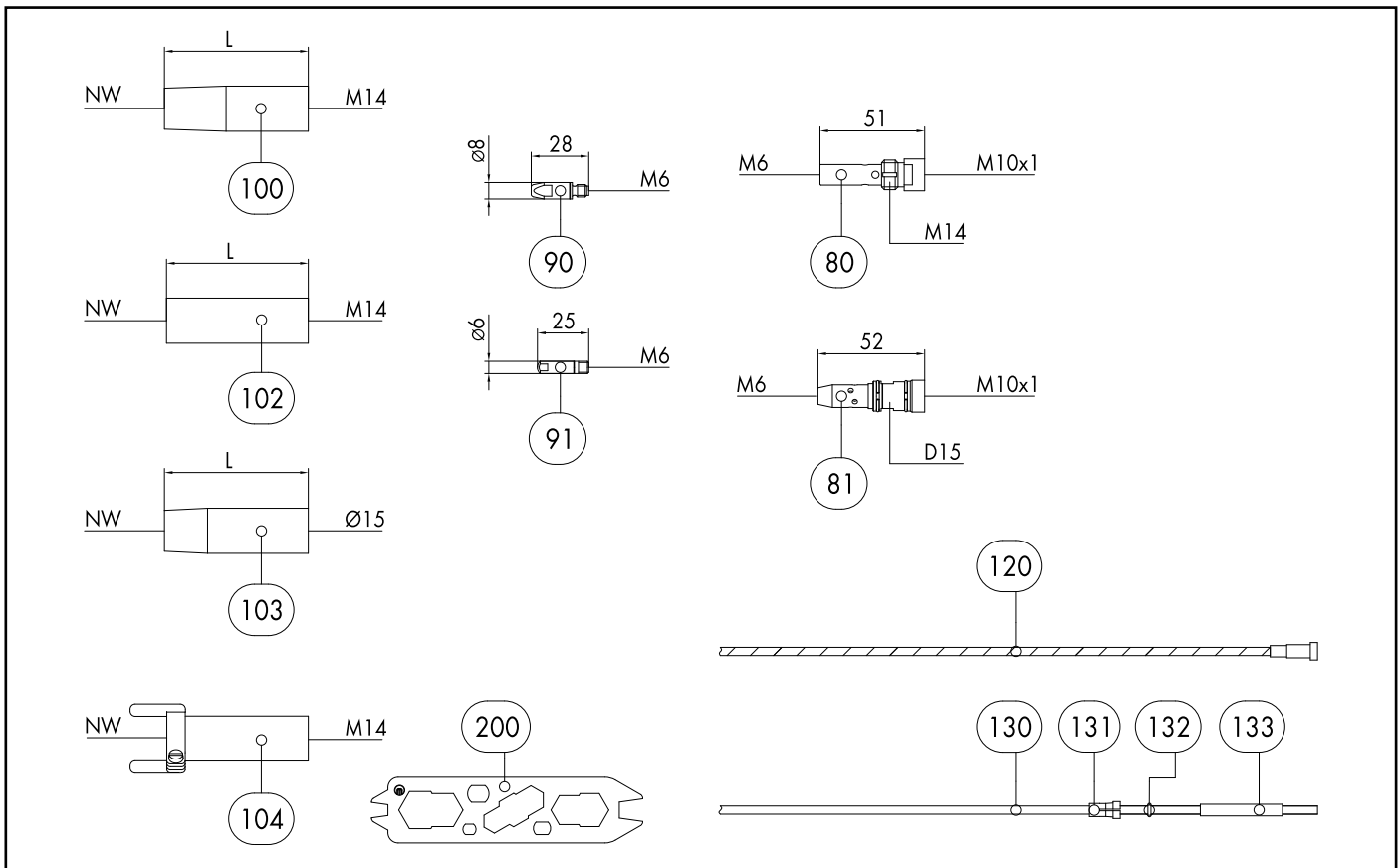
Pos.	Description	Units	Part-No.	Product-group
	Basic torch (complete)			
	ABIMIG® A T 255 LW; T45j; central adaptor KZ-2; 3.00 m		004.D850.1	1323
	ABIMIG® A T 255 LW; T45j; central adaptor KZ-2; 4.00 m		004.D851.1	1323
	ABIMIG® A T 255 LW; T45j; central adaptor KZ-2; 5.00 m		004.D852.1	1323
	Combi torch (basic torch without neck and wear parts)			
			004.D894.1	1325
			004.D895.1	1325
			004.D896.1	1325
	Swan neck			
1			004.D837.1	1306
1	Swan neck ABIMIG® A 255 LW; 45j bent		004.D831.1	1306
1			004.D842.1	1306
1			004.D860.1	1306
1			004.D907.1	1306
1			004.D912.1	1306
1			004.D919.1	1306
1			004.D924.1	1306
			004.D845.1	1306
			004.D846.1	1306
			004.D915.1	1306
			004.D916.1	1306
			004.D917.1	1306
			004.D918.1	1306
			004.D927.1	1306
			004.D928.1	1306
			004.D826.1	1306

MIG/MAG Welding Torches ABIMIG® A T 255 LW



Pos.	Description	Units	Part-No.	Product-group
			004.0638.1	1306
			004.0639.1	1306
			004.0640.1	1306
			004.0641.1	1306
			004.0642.1	1306
			004.0643.1	1306
			004.0644.1	1306
			004.0645.1	1306
			004.0646.1	1306
4	Spacer	5 Pcs.	767.D637.5	1595
8			014.H279.1	1595
9		10 Pcs.	014.H282.10	1595
	Handle			
11.1	Handle ABIMIG® A T with push-button long		180.D077.1	1595
11.1	Handle ABIMIG® A T with push-button long (without module BIS-52)		180.D079.1	1595
11.2	Handle ABIMIG® A T with push-button short		180.D078.1	1595
11.2	Handle ABIMIG® A T with push-button short (without module BIS-52)		180.D080.1	1595
11.3			185.D118.1	1595
11.4			185.D120.1	1595
11.5			400.D573.1	1595
15			014.H354.1	1595
17	Half rings (1 pair)	2 Pcs.	400.D561.2	1595
	Cable assembly			
40	Bikox® LW-power cable, R5 for 3.00 m		160.H032.1	1511
40	Bikox® LW-power cable, R5 for 4.00 m		160.H033.1	1511
40			160.H242.1	1511

MIG/MAG Welding Torches ABIMIG® A T 255 LW



Pos.	Description	Units	Part-No.	Product-group
40	Bikox® LW-power cable, R5 for 5.00 m		160.H034.1	1511
40			160.H433.1	1511
40			160.H368.1	1511
40			160.H369.1	1511
40			160.H434.1	1511
40			160.H370.1	1511
40			160.H435.1	1511
40.1	Hexagon nut M10x1	10 Pcs.	001.0009	9010
44	Trigger wire connector	20 Pcs.	175.0022	9010
45	Insulating sleeve	20 Pcs.	400.0119	1095
46	Plug	20 Pcs.	175.0004	9010
54	Cable support ND 19		400.1010	1095
54.1	Cable support ABIMIG® A T LW (short)		400.D574.1	1595
54.1	Cable support spring ND 21		400.D205	1595
56	Cable support machine side		501.2248	9010
56.1			501.D578.1	1595
57	Pan head screw M4x6	20 Pcs.	000.0552	9010
57.1	Screw cap 1	20 Pcs.	500.0251	9010
58	Adaptor nut M33x2		500.0213	9010
59	Central adaptor KZ-2		501.0003	1095
60	Coupling nut M10x1, plastic	5 Pcs.	501.D536.5	1595
61	O-Ring 4x1	20 Pcs.	165.0002	9010
62	Trigger wire connector; female	20 Pcs.	175.0003	9010
74			175.D098	1595
	Wear parts			
80	Contact tip holder M14/M6/51 US	5 Pcs.	004.D624.5	1533

MIG/MAG Welding Torches ABIMIG® A T 255 LW

Pos.	Description	Units	Part-No.	Product-group
81	Contact tip holder D15/M8/53 for slip-on gas nozzle	5 Pcs.	004.D763.5	1533
90	Contact tip M6 E-Cu; $\bar{\text{~}}$ 0.8 (8x28)	10 Pcs.	140.0051	1030
90	Contact tip M6 E-Cu; $\bar{\text{~}}$ 1.0 (8x28)	10 Pcs.	140.0242	1030
90	Contact tip M6 E-Cu; $\bar{\text{~}}$ 1.2 (8x28)	10 Pcs.	140.0379	1030
90	Contact tip M6 CuCrZr; $\bar{\text{~}}$ 0.8 (8x28)	10 Pcs.	140.0054	1031
90	Contact tip M6 CuCrZr; $\bar{\text{~}}$ 1.0 (8x28)	10 Pcs.	140.0245	1031
90	Contact tip M6 CuCrZr; $\bar{\text{~}}$ 1.2 (8x28)	10 Pcs.	140.0382	1031
90	Contact tip M6 E-Cu; $\bar{\text{~}}$ 0.8 for alu wire (8x28)	10 Pcs.	141.0001	1030
90	Contact tip M6 E-Cu; $\bar{\text{~}}$ 1.0 for alu wire (8x28)	10 Pcs.	141.0006	1030
90	Contact tip M6 E-Cu; $\bar{\text{~}}$ 1.2 for alu wire (8x28)	10 Pcs.	141.0010	1030
90	Contact tip M6 CuCrZr silver-plated; $\bar{\text{~}}$ 0.8 (8x28)	10 Pcs.	147.0054	1031
90	Contact tip M6 CuCrZr silver-plated; $\bar{\text{~}}$ 1.0 (8x28)	10 Pcs.	147.0245	1031
90	Contact tip M6 CuCrZr silver-plated; $\bar{\text{~}}$ 1.2 (8x28)	10 Pcs.	147.0382	1031
90		10 Pcs.	147.5172.10	5038
90		10 Pcs.	147.5245	5038
90		10 Pcs.	147.5382	5038
91	Contact tip M6 E-Cu; $\bar{\text{~}}$ 0.8 (6x25)	10 Pcs.	140.0059	1030
91	Contact tip M6 E-Cu; $\bar{\text{~}}$ 1.0 (6x25)	10 Pcs.	140.0253	1030
91		10 Pcs.	140.0387	1030
91	Contact tip M6 CuCrZr; $\bar{\text{~}}$ 0.8 (6x25)	10 Pcs.	140.0062	1031
91	Contact tip M6 CuCrZr; $\bar{\text{~}}$ 1.0 (6x25)	10 Pcs.	140.0256	1031
91		10 Pcs.	140.0390	1031
91	Contact tip M6 E-Cu; $\bar{\text{~}}$ 0.8 for alu wire (6x25)	10 Pcs.	141.0002	1030
91	Contact tip M6 E-Cu; $\bar{\text{~}}$ 1.0 for alu wire (6x25)	10 Pcs.	141.0007	1030
91		10 Pcs.	141.0011	1030
91	Contact tip M6 CuCrZr silver-plated; $\bar{\text{~}}$ 0.8 (6x25)	10 Pcs.	147.0062	1031
91	Contact tip M6 CuCrZr silver-plated; $\bar{\text{~}}$ 1.0 (6x25)	10 Pcs.	147.0256	1031
91	Contact tip M6 CuCrZr silver-plated; $\bar{\text{~}}$ 1.2 (6x25)	10 Pcs.	147.0390	1031
100	Gas nozzle M14; ND 16; galvanized	5 Pcs.	145.D011	1536
	Gas nozzle M14; ND 14; galvanized; conical L=67 mm	5 Pcs.	145.D012	1536
		5 Pcs.	145.D013	1536
	Gas nozzle M14; ND 16 blank; with extended insulation	5 Pcs.	145.D195	1536
		5 Pcs.	145.D268	1537
	Gas nozzle M14; ND 14; galvanized; conical L=67 mm	5 Pcs.	145.D012	1536
		5 Pcs.	145.D190	1536
		5 Pcs.	145.D016	1536
		5 Pcs.	145.D015	1536
102	Gas nozzle M14; ND 18 galvanized; cylindrical L=67 mm	5 Pcs.	145.D014	1536
103	Gas nozzle (slip-on) D15; ND 16 galvanized	5 Pcs.	145.D375.5	1537
		5 Pcs.	145.D452.5	1537
		5 Pcs.	145.D451.5	1537
104		5 Pcs.	145.D019	1536
110	Neck liner 1.5; for wire $\bar{\text{~}}$ 0.6 - 1.0; for ABIMIG® T-Line		122.D037	1534
110	Neck liner 2.0; for wire $\bar{\text{~}}$ 1.0 - 1.2; for ABIMIG® T-Line		122.D038	1534
110	Neck liner 1.6; brass; for wire $\bar{\text{~}}$ 0.6 - 1.0; for ABIMIG® T-Line		122.D040	1534
110	Neck liner 2.2; brass; for wire $\bar{\text{~}}$ 1.0 - 1.4; for ABIMIG® T-Line		122.D041	1534
120	Guide spiral liner insulated; 1.5/4.5; blue; for wire $\bar{\text{~}}$ 0.6 - 0.8; for 3.00 m		124.0011	1034
120	Guide spiral liner insulated; 1.5/4.5; blue; for wire $\bar{\text{~}}$ 0.6 - 0.8; for 4.00 m		124.0012	1034
120	Guide spiral liner insulated; 1.5/4.5; blue; for wire $\bar{\text{~}}$ 0.6 - 0.8; for 5.00 m		124.0015	1034
120			124.0016	1034

MIG/MAG Welding Torches ABIMIG® A T 255 LW

Pos.	Description	Units	Part-No.	Product-group
120	Guide spiral liner insulated; 2.0/4.5; red; for wire ~ 1.0 - 1.2; for 3.00 m		124.0026	1034
120	Guide spiral liner insulated; 2.0/4.5; red; for wire ~ 1.0 - 1.2; for 4.00 m		124.0031	1034
120	Guide spiral liner insulated; 2.0/4.5; red; for wire ~ 1.0 - 1.2; for 5.00 m		124.0035	1034
120			124.0036	1034
130	PTFE core liner 1.5/4.0; blue; wire electrode ~ 0.8 - 1.0; for 3.00 m		126.0005	1034
130	PTFE core liner 1.5/4.0; blue; wire electrode ~ 0.8 - 1.0; for 4.00 m		126.0008	1034
130	PTFE core liner 1.5/4.0; blue; wire electrode ~ 0.8 - 1.0; for 5.00 m		126.0011	1034
130	PTFE core liner 1.5/4.0; blue; wire electrode ~ 0.6 - 1.0; for 8.00 m		126.0013	1034
130	PTFE core liner 2.0/4.0; red; wire electrode ~ 1.0 - 1.2; for 3.00 m		126.0021	1034
130	PTFE core liner 2.0/4.0; red; wire electrode ~ 1.0 - 1.2; for 4.00 m		126.0026	1034
130	PTFE core liner 2.0/4.0; red; wire electrode ~ 1.0 - 1.2; for 5.00 m		126.0028	1034
130	PTFE core liner 2.0/4.0; red; wire electrode ~ 0.8 - 1.2; for 8.00 m		126.0030	1034
130	PTFE carbon core liner 1.5/4.0; wire electrode ~ 0.8 - 1.0; for 3.00 m		127.0002	1034
130	PTFE carbon core liner 1.5/4.0; wire electrode ~ 0.8 - 1.0; for 4.00 m		127.0003	1034
130	PTFE carbon core liner 1.5/4.0; wire electrode ~ 0.8 - 1.0; for 5.00 m		127.0004	1034
130	PTFE carbon core liner 1.5/4.0; wire electrode ~ 0.6 - 1.0; for 8.00 m		127.0015	1034
130	PTFE carbon core liner 2.0/4.0; wire electrode ~ 1.0 - 1.2; for 3.00 m		127.0005	1034
130	PTFE carbon core liner 2.0/4.0; wire electrode ~ 1.0 - 1.2; for 4.00 m		127.0007	1034
130	PTFE carbon core liner 2.0/4.0; wire electrode ~ 1.0 - 1.2; for 5.00 m		127.0008	1034
130	PTFE carbon core liner 2.0/4.0; wire electrode ~ 0.8 - 1.2; for 8.00 m		127.0009	1034
131	Nipple for core liner at ~ 4.0	20 Pcs.	131.0001	1095
132	O-Ring 3.5x1.5	20 Pcs.	165.0008	9010
133	Guide tube for core liners up to ~ 4.0 (200 mm)	10 Pcs.	129.0461	1095
200	Spanner for ABIMIG®		191.D045	1595