



**WELDLINE™**

by Lincoln Electric

# TIG TORCHES

## WTT2 range









# TIG TORCHES

## WTT2

The WTT2 is our new range of standard TIG torches, providing better performance for the welder's comfort. Designed to meet the challenges of a variety of applications in maintenance, fabrication or construction sites. New torches are offered in both air-cooled and water-cooled version.

High quality components and modern design decide about the welding process efficiency and operator's comfort.

The torches are manufactured according to high quality standards. Their expendables are compatible with the international standard.

## CUSTOMERS BENEFITS

- ◆ High reliability
- ◆ Standardised wear parts
- ◆ Excellent grip
- ◆ Easy pivoting Handle
- ◆ High flexibility cable
- ◆ Versatility and maneuverability

## APPLICATIONS

Fabrication ◆ Construction ◆ Maintenance ◆ Farm ◆ Shops ◆ Home



# WTT2 TORCHES

Simple and reliable, this range is adapted to the most common applications.



Standardised wear parts.



Easy pivoting handle (for EB handles).



Extra-flexible high performance cable.



Handle, made with high temperature silicon rubber.

## Air cooling

MODEL		WTT2 9		WTT2 17		WTT2 26			
Duty cycle at 40 °C		60%	80 A	100 A	130 A	130 A	180 A		
		35%	110 A	135 A	180 A				
Original equipment		back cap	Long						
		nozzle	∅ 9.6 mm	∅ 9.6 mm	∅ 9.6 mm	∅ 12.8 mm			
		electrode	∅ 1.6 mm	∅ 2.0 mm	∅ 2.0 mm	∅ 2.4 mm			
Length			4 m	8 m	4 m	8 m	4 m	8 m	
Handle	RL	Connection	S	W000278878	W000278923	W000278883	W000278918	W000278888	W000278914
			C5B	W000278879	W000278922	W000278884	W000278917	W000278890	W000278913
	EB		S	W000278877	W000278929	W000278881	W000278920	W000278886	W000278916
			C5B	W000278875	-	W000278882	W000278919	W000278887	W000278915
	V		V (Conn. 9 mm)	W000278876	-	W000278880	-	-	-
			V (Conn. 13 mm)	-	-	W10529-17-4V	-	W000278885	-
	EB-FLEX		S / C5B	W000382781	-	W000382782	W000382783	W000382784	W000382785

## Connections



C5B



S

## Connector :

Shaped cable output for a better robustness.



Air cooling



Water cooling

## Water cooling

MODEL		WTT2 20 W		WTT2 18 W			
Duty cycle at 40 °C		100%	200 A	320 A	320 A		
		60%	250 A	350 A			
Original equipment		back cap	Long				
		nozzle	∅ 12.8 mm	∅ 12.8 mm	∅ 16 mm		
		electrode	∅ 2.4 mm	∅ 2.4 mm	∅ 3.2 mm		
Length			4 m	8 m	4 m	8 m	
Handle	RL	Connection	S	W000278893	W000278906	W000278897	W000278900
			C5B	W000278894	W000278905	W000278898	W000278899
	EB		S	W000278891	W000278911	W000278895	W000278902
			C5B	W000278892	W000278909	W000278896	W000278901
	EB-FLEX		S / C5B	W000382786	W000382787	W000382788	W000382789

## Handle



RL



EB



V



EB-FLEX

# WTT2 TIG TORCHES WEAR PARTS

## Model WTT2 9/9V & 20 W



**Back cap short**  
W000306398



**Back cap medium**  
W000306400



**Back cap long**  
W000306402 (1)



**Back cap O-ring**  
W000306404 (1)



Collet	
Ø 1.0	W000306406
Ø 1.6	W000306407 (2)
Ø 2.0	W000306408
Ø 2.4	W000306409 (3)
Ø 3.2	W000306410

**Sealing ring**  
W000306396 (1)



Collet body	
Ø 1.0	W000306376
Ø 1.6	W000306377 (2)
Ø 2.0	W000306378
Ø 2.4	W000306455 (3)
Ø 3.2	W000306379



Nozzle	
Ø 6.4	W000306417
Ø 8.0	W000306418
Ø 9.6	W000306419 (2)
Ø 11.2	W000306420
Ø 12.8	W000306421 (3)
Ø 16.0	W000306422



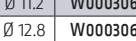
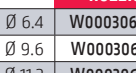
Long nozzle	
Ø 4.8	W000306456
Ø 6.4	W000306457
Ø 8.0	W000306458
Ø 9.6	W000306459



Gas Lens collet body	
Ø 1.0	W000306385
Ø 1.6	W000306386
Ø 2.0	W000306460
Ø 2.4	W000306387
Ø 3.2	W000306388



Gas Lens nozzle	
Ø 6.4	W000306429
Ø 9.6	W000306431
Ø 11.2	W000306432
Ø 12.8	W000306433



### Gas Lens

The gas lens provides a laminar gas flow providing a concentrated shielding of the tungsten electrode allowing an increased stick out. This allows access to restricted joint configurations.



(1) Standard on all our models  
 (2) Standard on only WTT2 9 EB / 9 RL / 9V  
 (3) Standard on only WTT2 20W EB / 20W RL

## Wear part box for convenient storage



Box for  
WTT2 9 / 9V / 20W

To order W000371535

SHORT BACK CAP 9-20	
MEDIUM BACK CAP 9-20	
LONG BACK CAP 9-20	
COLLET BODY	1.6 mm
	2.0 mm
	2.4 mm
	3.2 mm
COLLET	1.6 mm
	2.0 mm
	2.4 mm
STD NOZZLE	3.2 mm
	8.0 mm
	9.6 mm
	11.2 mm
	12.8 mm





# WTT2 TIG TORCHES WEAR PARTS

## Model WTT2 17/17V, 26/26V & 18 W



Nozzle	
Ø 6.4	W000306423
Ø 8.0	W000306424
Ø 9.6	W000306425 (2)
Ø 11.2	W000306426
Ø 12.8	W000306427 (3)
Ø 16.0	W000306428 (4)
Ø 19.2	W000306461

**Back cap short**  
W000306399

**Back cap long**  
W000306403 (1)

**Back cap O-ring**  
W000306405 (1)

Collet	
Ø 1.0	W000306411
Ø 1.6	W000306412
Ø 2.0	W000306413 (2)
Ø 2.4	W000306414 (3)
Ø 3.2	W000306415 (4)
Ø 4.0	W000306416

**Sealing ring**  
W000306397 (1)

Collet body	
Ø 1.0	W000306380
Ø 1.6	W000306381
Ø 2.0	W000270781 (2)
Ø 2.4	W000306382 (3)
Ø 3.2	W000306383 (4)
Ø 4.0	W000306384

Long nozzle	
Ø 6.4	W000306462
Ø 8.0	W000306463
Ø 9.6	W000306464
Ø 11.2	W000306465

- (1) Standard on all our models
- (2) Standard on only WTT2 17
- (3) Standard on only WTT2 18W
- (4) Standard on only WTT2 26

**Gas Lens sealing ring**  
W000306466

Gas Lens collet body	
Ø 1.0	W000306389
Ø 1.6	W000306390
Ø 2.4	W000306391
Ø 3.2	W000306392
Ø 4.0	W000306393

Gas Lens nozzle	
Ø 6.4	W000306434
Ø 8.0	W000306435
Ø 9.6	W000306436
Ø 11.2	W000306437
Ø 12.8	W000306438
Ø 16.0	W000306439

### Gas Lens

The gas lens provides a laminar gas flow providing a concentrated shielding of the tungsten electrode allowing an increased stick out. This allows access to restricted joint configurations.



Long Gas Lens nozzle	
Ø 8.0	W000306467
Ø 9.6	W000306468
Ø 11.2	W000306469
Ø 12.8	W000306470

## Wear part box for convenient storage

Box for  
WTT2 17 / 26 / 18W



**To order** W000371536

SHORT BACK CAP 17-18-26	
LONG BACK CAP 17-18-26	
COLLET BODY	1.6 mm
	2.4 mm
	3.2 mm
	4.0 mm
COLLET	1.6 mm
	2.4 mm
	3.2 mm
	4.0 mm
STD NOZZLE	9.6 mm
	11.2 mm
	12.8 mm
	16.0 mm

# TUNGSTEN ELECTRODES

## A complete range of tungsten electrodes:

- Pure tungsten,
- Tungsten + cerium,
- ■ Tungsten + lanthanum,
- ■ Tungsten + rare earths <sup>(1)</sup>.

### Product advantages :

- ◆ Very high life cycle
- ◆ Very stable arc
- ◆ Perfect arc ignition
- ◆ Tip longevity




## Choice criteria

Type	Metal		Arc stability	Striking	Lasting	Thermal resistance
	Aluminium	Steel & Stainless steel				
WP - Pure tungsten	*		**	*	*	*
WCe 20 - Cerium 2%		*	**	*	**	**
WLa 15 - Lanthanum 1,5%	**	**	**	**	**	**
WLa 20 - Lanthanum 2%	*	**	**	**	**	**
WS 2 - Rare earths <sup>(1)</sup> 2%	*	*	**	**	**	**

\*\*\* Excellent - \*\* Good - \* Average

(1) Rare earths = any of the abundant metallic elements, including scandium (atomic number 21), yttrium (39), and the 15 elements from 57 to 71 (lanthanide series include lanthanum and cerium) in the Mendeleev classification.

**CAUTION:**  
before use, carefully read and understand the safety datasheet available on our websites

**Nertal WP** 


Ø mm	150 mm length
	To order
1.0	S03710250
1.6	S03710251
2.0	S03710252
2.4	S03710506
2.5	S03710268
3.2	S03710507
4.0	S03710254
4.8	S03710510
6.0	S03710256

**WP - Pure tungsten**  
Light alloy (green tip)

Ø mm	150 mm length	175 mm length
	To order	
1.0	W000010009	-
1.6	W000010010	W000010375
2.0	W000010011	W000010376
2.4	W000010012	W000010377
3.0	W000010013	-
3.2	W000010014	W000010378
4.0	W000010015	W000335152

**WLa 15 - Lanthanum 1.5%**  
Light alloy (using AC current), steel and stainless steel (using DC current) (gold tip)

Ø mm	150 mm length
	To order
1.0	W000402632
1.6	W000402663
2.0	W000402664
2.4	W000402665
3.0	W000402666
3.2	W000402667
4.0	W000402668

**Nertal Ce 20** 


Ø mm	150 mm length
	To order
1.0	S03710530
1.6	S03710531
2.0	S03710533
2.4	S03710534
3.2	S03710537
4.0	S03710538
4.8	S03710539

**WCe 20 - Cerium 2%**  
Steel and stainless steel (grey tip)

Ø mm	150 mm length	175 mm length
	To order	
1.0	W000010022	-
1.6	W000010023	W000335153
2.0	W000010024	W000010381
2.4	W000010025	W000335154
3.0	W000010026	-
3.2	W000335150	W000335157
4.0	W000010028	W000335155

**WS 2 - Rare earths 2%**  
Light alloy (using AC current), steel and stainless steel (using DC current) (turquoise tip)


Ø mm	175 mm length
	To order
1.0	W000335166
1.6	W000335167
2.0	W000335168
2.4	W000335169
3.0	W000335170
3.2	W000335171
4.0	W000335172

**Nertal La 20** 

Ø mm	150 mm length
	To order
1.6	S03710651
2.0	S03710652
2.4	S03710653
3.2	S03710655
4.0	S03710656
4.8	W000381291

**WLa 20 - Lanthanum 2%**  
Light alloy (using AC current), steel and stainless steel (using DC current) (blue tip)

Ø mm	75 mm length	150 mm length	175 mm length
	To order		
1.0	W000011144	W000010373	-
1.6	W000011145	W000010016	W000010385
2.0	-	W000010017	W000010386
2.4	W000011146	W000010018	W000010387
3.0	-	W000010019	-
3.2	-	W000010020	W000010388
4.0	-	W000010021	W000010389

  
Highest lifetime,  
Higher current density, Less grinding,  
Faster starts and better arc stability

# BEING PRESENT LOCALLY MAKES US MORE AWARE GLOBALLY

**120+**  
YEARS OF EXPERIENCE

**325+**  
GLOBAL R&D TEAM



**3.0**  
BILLION USD REVENUE

**36**  
SOLUTION  
CENTERS

**11 000**  
EMPLOYEES WORLDWIDE

-  Global Headquarters
-  Solution Centers

## CUSTOMER ASSISTANCE POLICY

The business of The Lincoln Electric Company® is manufacturing and selling high quality welding equipment, consumables, and cutting equipment. Our challenge is to meet the needs of our customers and to exceed their expectations. On occasion, purchasers may ask Lincoln Electric for information or advice about their use of our products. Our employees respond to inquiries to the best of their ability based on information provided to them by the customers and the knowledge they may have concerning the application. Our employees, however, are not in a position to verify the information provided or to evaluate the engineering requirements for the particular weldment. Accordingly, Lincoln Electric does not warrant or guarantee or assume any liability with respect to such information or advice. Moreover, the provision of such information or advice does not create, expand, or alter any warranty on our products. Any express or implied warranty that might arise from the information or advice, including any implied warranty of merchantability or any warranty of fitness for any customers' particular purpose is specifically disclaimed.

Lincoln Electric is a responsive manufacturer, but the selection and use of specific products sold by Lincoln Electric is solely within the control of, and remains the sole responsibility of the customer. Many variables beyond the control of Lincoln Electric affect the results obtained in applying these types of fabrication methods and service requirements.

Subject to Change – This information is accurate to the best of our knowledge at the time of printing. Please refer to [www.lincolnelectric.eu](http://www.lincolnelectric.eu) for any updated information.



[www.lincolnelectriceurope.com](http://www.lincolnelectriceurope.com)

