

## MIG/MAG Welding Torches

# MB GRIP

## air and liquid cooled

### “Ergonomics & flexibility in perfection”

The MIG/MAG Torch series “MB GRIP”, in air and liquid cooled varieties is the finest solution of its kind. It combines progressive technology and quality with optimum ergonomics, enabling trouble-free operation for every application.

“GRIP” insert and ball joint in the handle guarantees high grip safety as well as optimal handling. All torches are carefully designed to provide comfortable and precise operation

- Ergonomic short handle with “GRIP” insert – for best accessibility
- “GRIP” soft components on the handle and thumb rest – positive handling even in extreme conditions
- Short ball joint with optimum movement radius – perfect handling
- Optimum cooling of the torch – extending torch life
- Bikox® R air cooled torches – high flexibility even at low temperatures, extremely UV resistant, considerably increased temperature resistance and tensile strength
- Time saving torch change over due to the ABICOR BINZEL central connector

### Technical data (EN 60 974-7)

#### MIG/MAG Welding Torches “MB GRIP” (air cooled)

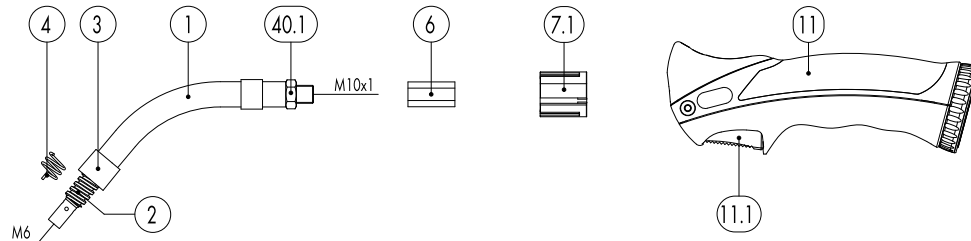
Type	Rating (A)		Duty cycle (%)	Wire size (mm)
	CO <sub>2</sub>	Mixed gases M21		
<b>MB GRIP 15 AK</b>	180	150	60	0.6-1.0
<b>MB GRIP 24 KD</b>	250	220	60	0.8-1.2
<b>MB GRIP 25 AK</b>	230	200	60	0.8-1.2
<b>MB GRIP 26 KD</b>	270	240	60	0.8-1.2
<b>MB GRIP 36 KD</b>	320	290	60	0.8-1.2

#### MIG/MAG Welding Torches “MB GRIP” (liquid cooled)

Type	Rating (A)		Duty cycle (%)	Wire size (mm)
	CO <sub>2</sub>	Mixed gases M21		
<b>MB GRIP 240 D</b>	300	270	100	0.8-1.2
<b>MB GRIP 401</b>	450	400	100	0.8-1.2
<b>MB GRIP 401 D</b>	400	350	100	0.8-1.2
<b>MB GRIP 501</b>	550	500	100	1.0-1.6
<b>MB GRIP 501 D</b>	500	450	100	1.0-1.6

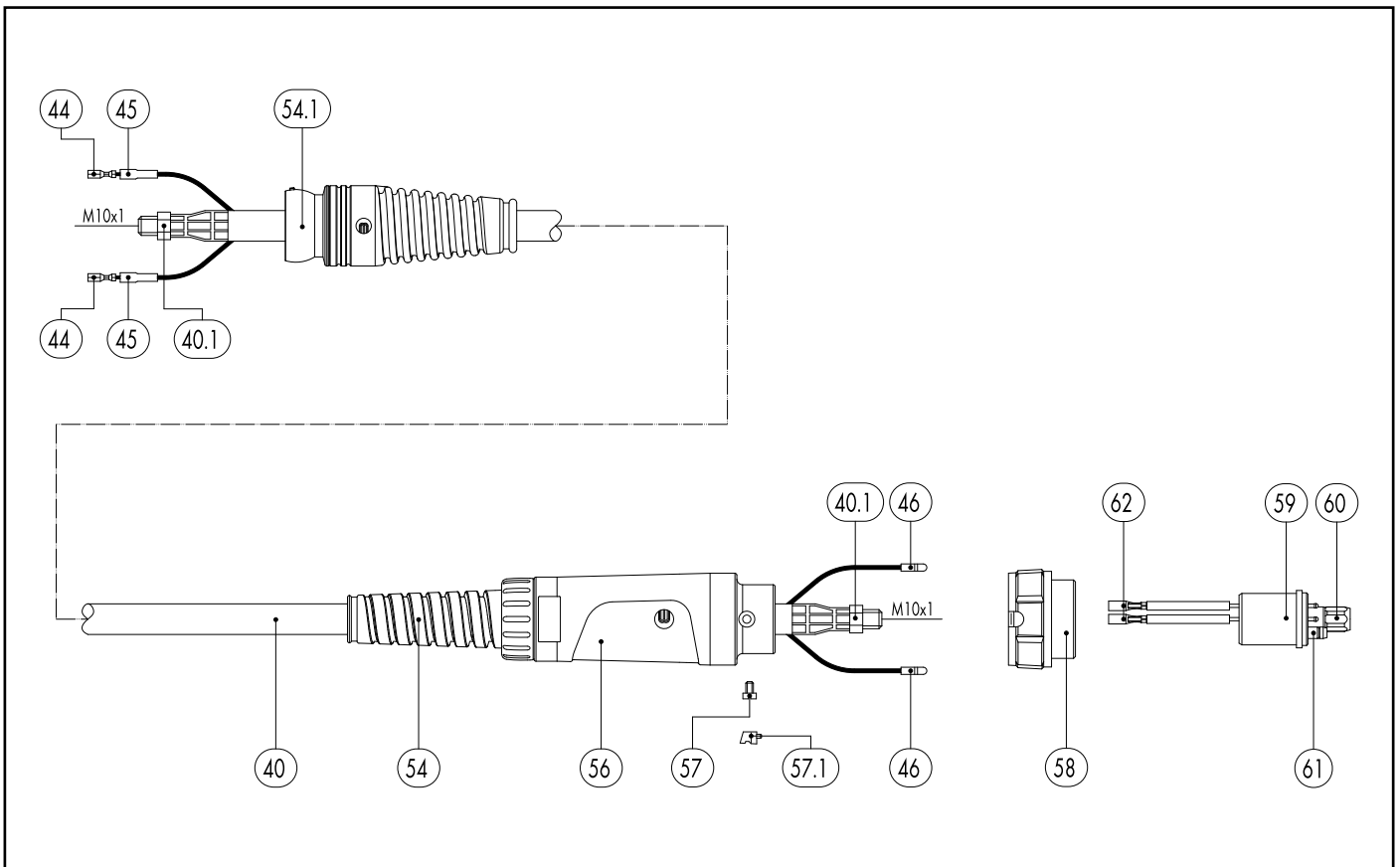
Subject to change without notice.

# MIG/MAG Welding Torches MB GRIP 15 AK



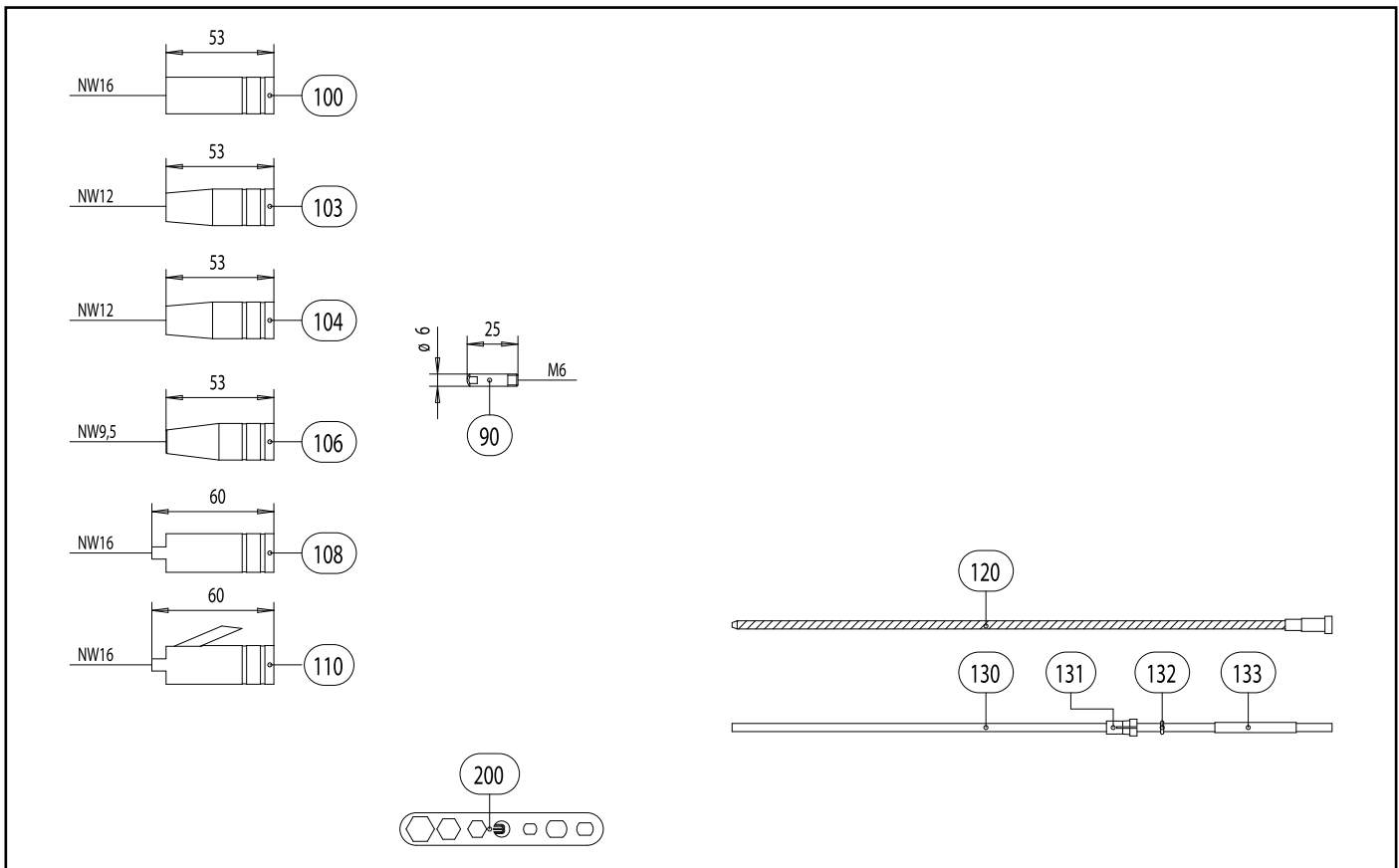
Pos.	Description	Units	Part-No.	Product-group
<b>Torch</b>				
	MB 15 AK GRIP; central adaptor KZ-2; 3.00 m		002.0604	1008
	MB 15 AK GRIP; central adaptor KZ-2; 4.00 m		002.0605	1008
	MB 15 AK GRIP; central adaptor KZ-2; 5.00 m		002.0606	1008
<b>Swan neck</b>				
1	Swan neck MB 15 AK; 50° bent		002.0009	1007
	Swan neck MB 15 AK; flexible		002.0029	1007
2	Gas nozzle holder		002.0078	1095
3	Head insulator	10 Pcs.	002.0050	1095
4	Nozzle spring	100 Pcs.	002.0058	1095
6	Torch body brass		400.0114	1095
7.1	Torch body plastic GRIP		400.0044	1095
<b>Handle GRIP</b>				
11	Handle GRIP with trigger cpl.		180.0127	1095
11.1	Trigger 2-pole GRIP		185.0101	9010
<b>Cable assembly</b>				
40	Bikox® R-power cable MB GRIP / ABIMIG®, R4 for 3.00 m		160.D520	1511
40	Bikox® R-power cable MB GRIP / ABIMIG®, R4 for 4.00 m		160.D521	1511
40	Bikox® R-power cable MB GRIP / ABIMIG®, R4 for 5.00 m		160.D522	1511
	Outer cover rubber Ø 20x1.5	40 m	105.0005	4050
40.1	Hexagon nut M10x1	10 Pcs.	001.0009	9010
44	Trigger wire connector	20 Pcs.	175.0022	9010
45	Insulating sleeve	20 Pcs.	400.0119	1095
46	Plug	20 Pcs.	175.0004	9010
54	Cable support ND 19		400.1010	1095
54.1	Ball joint cable protection MB GRIP (air cooled)		400.1395.1	1095

# MIG/MAG Welding Torches MB GRIP 15 AK




Pos.	Description	Units	Part-No.	Product-group
56	Cable support machine side		501.2248	9010
57	Pan head screw M4x6	20 Pcs.	000.0552	9010
57.1	Screw cap 1	20 Pcs.	500.0251	9010
58	Adaptor nut M33x2		500.0213	9010
59	Central adaptor KZ-2		501.0003	1095
60	Coupling nut M10x1	10 Pcs.	501.0082	9010
61	O-Ring 4x1	20 Pcs.	165.0002	9010
62	Trigger wire connector; female	20 Pcs.	175.0003	9010
<b>Wear parts</b>				
90	Contact tip M6 E-Cu; Ø 0.6 (6x25)	10 Pcs.	140.0008	1030
90	Contact tip M6 E-Cu; Ø 0.8 (6x25)	10 Pcs.	140.0059	1030
90	Contact tip M6 E-Cu; Ø 1.0 (6x25)	10 Pcs.	140.0253	1030
90	Contact tip M6 CuCrZr; Ø 0.6 (6x25)	10 Pcs.	140.0855	1031
90	Contact tip M6 CuCrZr; Ø 0.8 (6x25)	10 Pcs.	140.0062	1031
90	Contact tip M6 CuCrZr; Ø 1.0 (6x25)	10 Pcs.	140.0256	1031
90	Contact tip M6 E-Cu; Ø 0.8 for alu wire (6x25)	10 Pcs.	141.0002	1030
90	Contact tip M6 E-Cu; Ø 1.0 for alu wire (6x25)	10 Pcs.	141.0007	1030
90	Contact tip M6 CuCrZr silver-plated; Ø 0.8 (6x25)	10 Pcs.	147.0062	1031
90	Contact tip M6 CuCrZr silver-plated; Ø 1.0 (6x25)	10 Pcs.	147.0256	1031
100	Gas nozzle; cylindrical; ND Ø 16.0	10 Pcs.	145.0041	1036
103	Gas nozzle; conical; ND Ø 12.0	10 Pcs.	145.0075	1036
104	Gas nozzle; conical; with extended insulation; ND Ø 12.0	10 Pcs.	145.0107	1036
106	Gas nozzle; tapered; ND Ø 9.5	10 Pcs.	145.0123	1036
108	Spot weld gas nozzle; ND Ø 16.0	10 Pcs.	145.0168	1036
110	Spot weld gas nozzle for pin-welding; ND Ø 16.0	10 Pcs.	145.0186	1036
120	Guide spiral liner insulated; 1.5/4.5; blue; for wire Ø 0.6-0.8; for 3.00 m		124.0011	1034

# MIG/MAG Welding Torches MB GRIP 15 AK

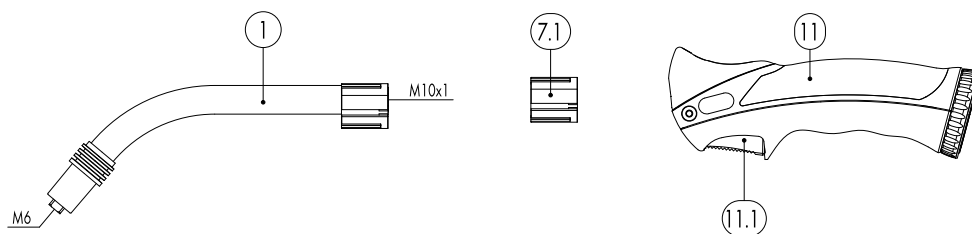


Pos.	Description	Units	Part-No.	Product-group
120	Guide spiral liner insulated; 1.5/4.5; blue; for wire Ø 0.6-0.8; for 4.00 m		124.0012	1034
120	Guide spiral liner insulated; 1.5/4.5; blue; for wire Ø 0.6-0.8; for 5.00 m		124.0015	1034
120	Guide spiral liner insulated; 2.0/4.5; red; for wire Ø 1.0-1.2; for 3.00 m		124.0026	1034
120	Guide spiral liner insulated; 2.0/4.5; red; for wire Ø 1.0-1.2; for 4.00 m		124.0031	1034
120	Guide spiral liner insulated; 2.0/4.5; red; for wire Ø 1.0-1.2; for 5.00 m		124.0035	1034
130	PTFE core liner 1.5/4.0; blue; wire electrode Ø 0.8-1.0; for 3.00 m		126.0005	1034
130	PTFE core liner 1.5/4.0; blue; wire electrode Ø 0.8-1.0; for 4.00 m		126.0008	1034
130	PTFE core liner 1.5/4.0; blue; wire electrode Ø 0.8-1.0; for 5.00 m		126.0011	1034
130	PTFE core liner 2.0/4.0; red; wire electrode Ø 1.0-1.2; for 3.00 m		126.0021	1034
130	PTFE core liner 2.0/4.0; red; wire electrode Ø 1.0-1.2; for 4.00 m		126.0026	1034
130	PTFE core liner 2.0/4.0; red; wire electrode Ø 1.0-1.2; for 5.00 m		126.0028	1034
130	PTFE carbon core liner 1.5/4.0; wire electrode Ø 0.8-1.0; for 3.00 m		127.0002	1034
130	PTFE carbon core liner 1.5/4.0; wire electrode Ø 0.8-1.0; for 4.00 m		127.0003	1034
130	PTFE carbon core liner 1.5/4.0; wire electrode Ø 0.8-1.0; for 5.00 m		127.0004	1034
130	PTFE carbon core liner 2.0/4.0; wire electrode Ø 1.0-1.2; for 3.00 m		127.0005	1034
130	PTFE carbon core liner 2.0/4.0; wire electrode Ø 1.0-1.2; for 4.00 m		127.0007	1034
130	PTFE carbon core liner 2.0/4.0; wire electrode Ø 1.0-1.2; for 5.00 m		127.0008	1034
131	Nipple for core liner at Ø 4.0	20 Pcs.	131.0001	1095
132	O-Ring 3.5x1.5	20 Pcs.	165.0008	9010
133	Guide tube for core liners up to Ø 4.0 (200 mm)	10 Pcs.	129.0461	1095
200	Spanner Standard		191.0001	9010

# Notes

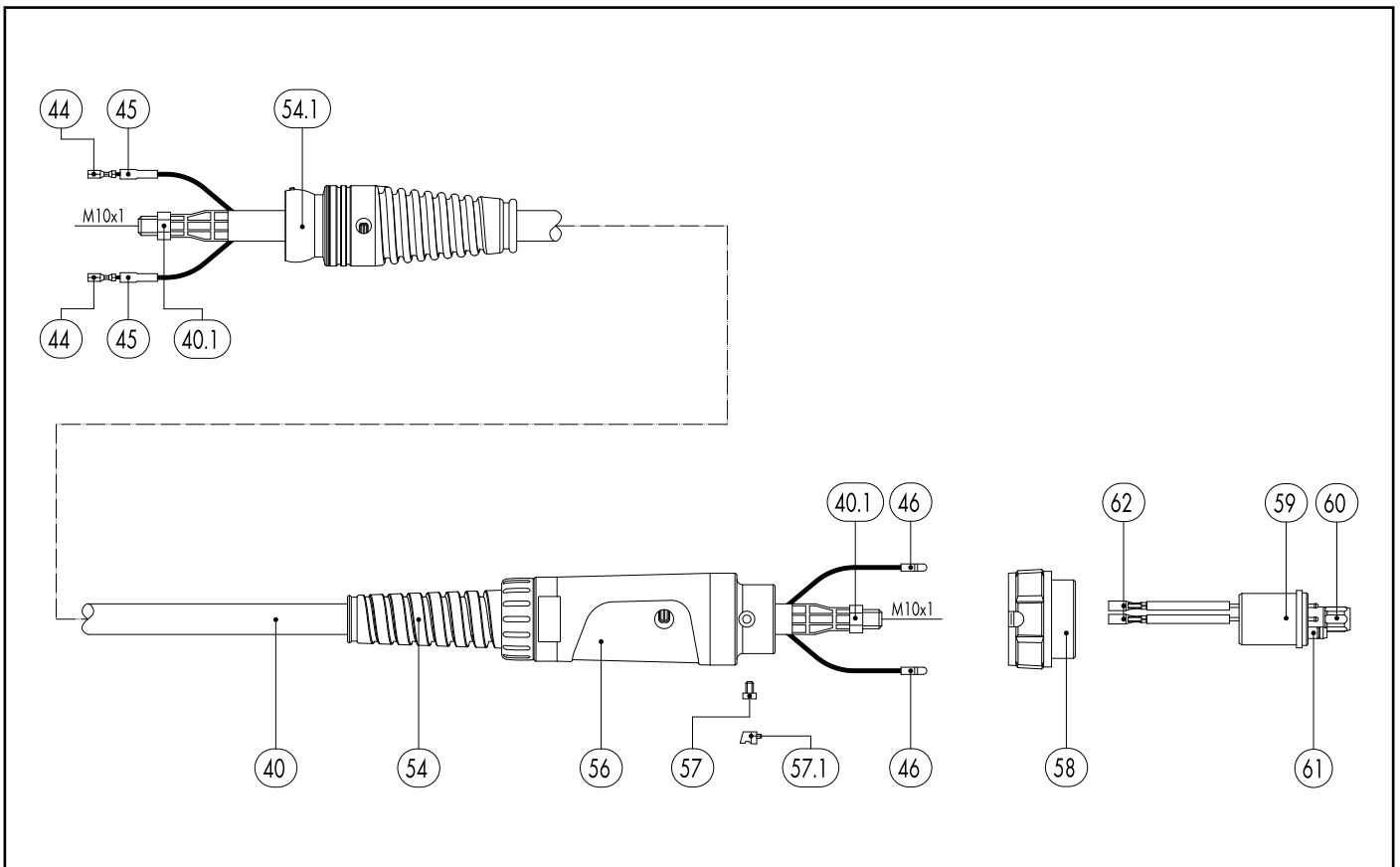


# MIG/MAG Welding Torches MB GRIP 24 KD



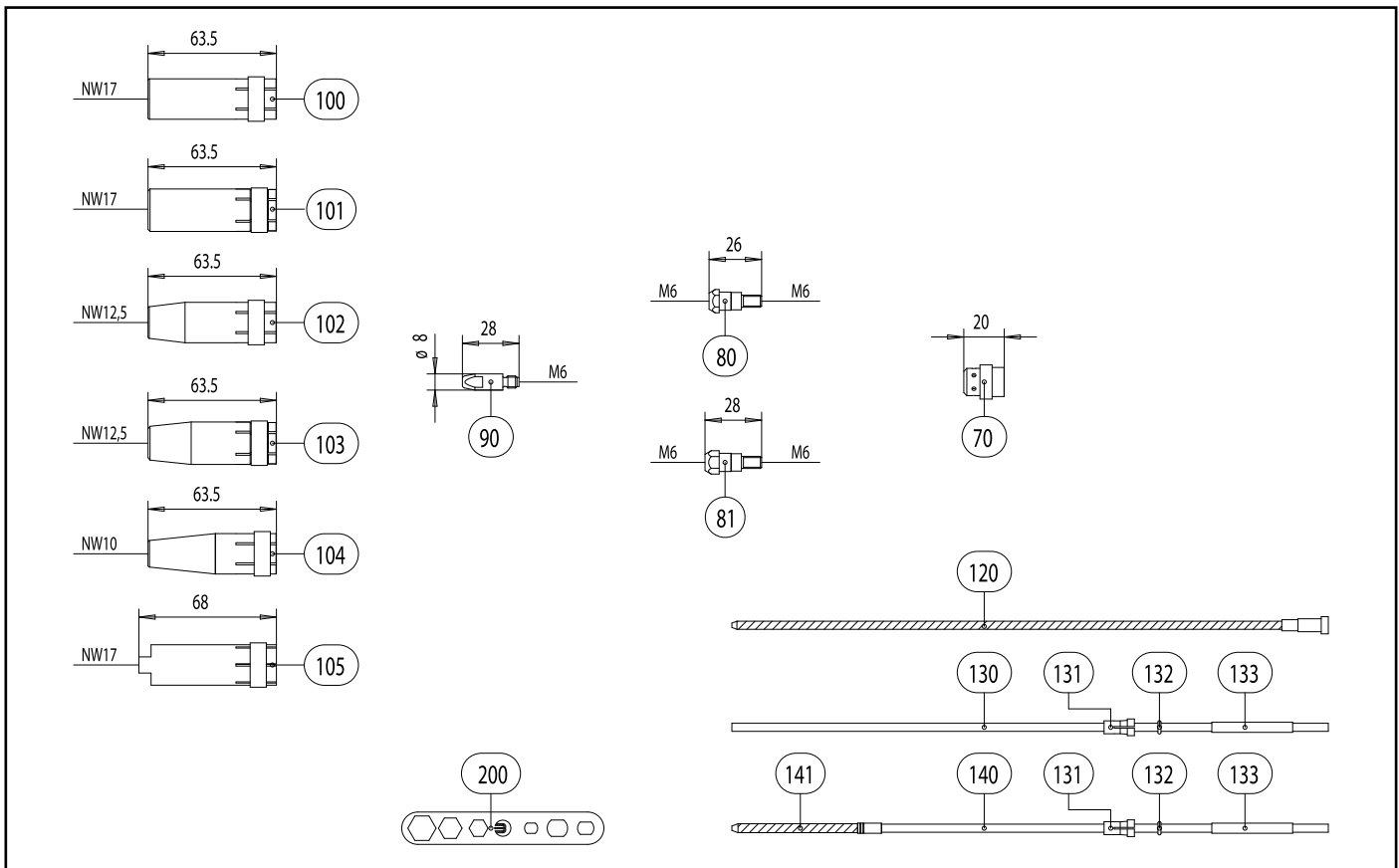
Pos.	Description	Units	Part-No.	Product-group
<b>Torch</b>				
	MB 24 KD GRIP; central adaptor KZ-2; 3.00 m		012.0251	1008
	MB 24 KD GRIP; central adaptor KZ-2; 4.00 m		012.0252	1008
	MB 24 KD GRIP; central adaptor KZ-2; 5.00 m		012.0253	1008
<b>Swan neck</b>				
1	Swan neck MB 24 KD; 50° bent		012.0001	1007
1.3	Swan neck AUT 24 KD; straight		912.0001	1050
7.1	Torch body plastic GRIP		400.0044	1095
<b>Handle GRIP</b>				
11	Handle GRIP with trigger cpl.		180.0127	1095
11.1	Trigger 2-pole GRIP		185.0101	9010
<b>Cable assembly</b>				
40	Bikox® R-power cable MB GRIP / ABIMIG®, R6 for 3.00 m		160.D430	1511
40	Bikox® R-power cable MB GRIP / ABIMIG®, R6 for 4.00 m		160.D431	1511
40	Bikox® R-power cable MB GRIP / ABIMIG®, R6 for 5.00 m		160.D432	1511
	Outer cover rubber Ø 20x1.5	40 m	105.0005	4050
40.1	Hexagon nut M10x1	10 Pcs.	001.0009	9010
44	Trigger wire connector	20 Pcs.	175.0022	9010
45	Insulating sleeve	20 Pcs.	400.0119	1095
46	Plug	20 Pcs.	175.0004	9010
54	Cable support ND 19		400.1010	1095
54.1	Ball joint cable protection MB GRIP (air cooled)		400.1395.1	1095
56	Cable support machine side		501.2248	9010
57	Pan head screw M4x6	20 Pcs.	000.0552	9010
57.1	Screw cap 1	20 Pcs.	500.0251	9010
58	Adaptor nut M33x2		500.0213	9010

# MIG/MAG Welding Torches MB GRIP 24 KD



Pos.	Description	Units	Part-No.	Product-group
59	Central adaptor KZ-2		501.0003	1095
60	Coupling nut M10x1	10 Pcs.	501.0082	9010
61	O-Ring 4x1	20 Pcs.	165.0002	9010
62	Trigger wire connector; female	20 Pcs.	175.0003	9010
<b>Wear parts</b>				
70	Gas diffuser, white	10 Pcs.	012.0183	1032
70	Gas diffuser, silicone rubber	10 Pcs.	012.0243	1032
80	Contact tip holder M6; 26.0 mm	10 Pcs.	142.0003	1033
81	Contact tip holder M6; 28.0 mm	10 Pcs.	142.0010	1033
90	Contact tip M6 E-Cu; Ø 0.8 (8x28)	10 Pcs.	140.0051	1030
90	Contact tip M6 E-Cu; Ø 1.0 (8x28)	10 Pcs.	140.0242	1030
90	Contact tip M6 E-Cu; Ø 1.2 (8x28)	10 Pcs.	140.0379	1030
90	Contact tip M6 CuCrZr; Ø 0.8 (8x28)	10 Pcs.	140.0054	1031
90	Contact tip M6 CuCrZr; Ø 1.0 (8x28)	10 Pcs.	140.0245	1031
90	Contact tip M6 CuCrZr; Ø 1.2 (8x28)	10 Pcs.	140.0382	1031
90	Contact tip M6 E-Cu; Ø 0.8 for alu wire (8x28)	10 Pcs.	141.0001	1030
90	Contact tip M6 E-Cu; Ø 1.0 for alu wire (8x28)	10 Pcs.	141.0006	1030
90	Contact tip M6 E-Cu; Ø 1.2 for alu wire (8x28)	10 Pcs.	141.0010	1030
90	Contact tip M6 CuCrZr silver-plated; Ø 0.8 (8x28)	10 Pcs.	147.0054	1031
90	Contact tip M6 CuCrZr silver-plated; Ø 1.0 (8x28)	10 Pcs.	147.0245	1031
90	Contact tip M6 CuCrZr silver-plated; Ø 1.2 (8x28)	10 Pcs.	147.0382	1031
100	Gas nozzle; cylindrical; ND Ø 17.0	10 Pcs.	145.0047	1036
101	Gas nozzle; cylindrical; heavy duty; ND Ø 17.0	10 Pcs.	145.0062	1036
102	Gas nozzle; conical; ND Ø 12.5	10 Pcs.	145.0080	1036
103	Gas nozzle; conical; heavy duty; ND Ø 12.5	10 Pcs.	145.0101	1036
104	Gas nozzle; tapered; ND Ø 10.0	10 Pcs.	145.0128	1036

# MIG/MAG Welding Torches MB GRIP 24 KD

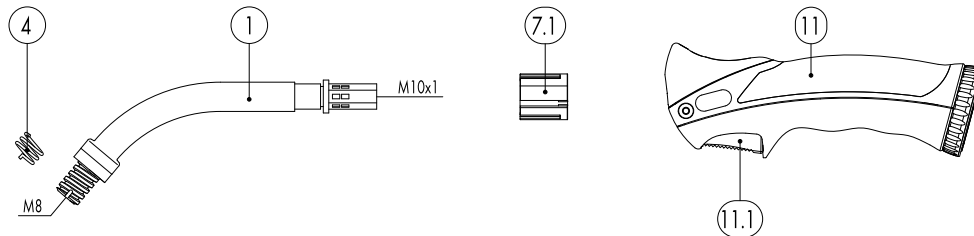


Pos.	Description	Units	Part-No.	Product-group
105	Spot weld gas nozzle; ND Ø 17.0	10 Pcs.	145.0174	1036
120	Guide spiral liner insulated; 1.5/4.5; blue; for wire Ø 0.6-0.8; for 3.00 m		124.0011	1034
120	Guide spiral liner insulated; 1.5/4.5; blue; for wire Ø 0.6-0.8; for 4.00 m		124.0012	1034
120	Guide spiral liner insulated; 1.5/4.5; blue; for wire Ø 0.6-0.8; for 5.00 m		124.0015	1034
120	Guide spiral liner insulated; 2.0/4.5; red; for wire Ø 1.0-1.2; for 3.00 m		124.0026	1034
120	Guide spiral liner insulated; 2.0/4.5; red; for wire Ø 1.0-1.2; for 4.00 m		124.0031	1034
120	Guide spiral liner insulated; 2.0/4.5; red; for wire Ø 1.0-1.2; for 5.00 m		124.0035	1034
130	PTFE core liner 1.5/4.0; blue; wire electrode Ø 0.8-1.0; for 3.00 m		126.0005	1034
130	PTFE core liner 1.5/4.0; blue; wire electrode Ø 0.8-1.0; for 4.00 m		126.0008	1034
130	PTFE core liner 1.5/4.0; blue; wire electrode Ø 0.8-1.0; for 5.00 m		126.0011	1034
130	PTFE core liner 2.0/4.0; red; wire electrode Ø 1.0-1.2; for 3.00 m		126.0021	1034
130	PTFE core liner 2.0/4.0; red; wire electrode Ø 1.0-1.2; for 4.00 m		126.0026	1034
130	PTFE core liner 2.0/4.0; red; wire electrode Ø 1.0-1.2; for 5.00 m		126.0028	1034
130	PTFE carbon core liner 1.5/4.0; wire electrode Ø 0.8-1.0; for 3.00 m		127.0002	1034
130	PTFE carbon core liner 1.5/4.0; wire electrode Ø 0.8-1.0; for 4.00 m		127.0003	1034
130	PTFE carbon core liner 1.5/4.0; wire electrode Ø 0.8-1.0; for 5.00 m		127.0004	1034
130	PTFE carbon core liner 2.0/4.0; wire electrode Ø 1.0-1.2; for 3.00 m		127.0005	1034
130	PTFE carbon core liner 2.0/4.0; wire electrode Ø 1.0-1.2; for 4.00 m		127.0007	1034
130	PTFE carbon core liner 2.0/4.0; wire electrode Ø 1.0-1.2; for 5.00 m		127.0008	1034
131	Nipple for core liner at Ø 4.0	20 Pcs.	131.0001	1095
132	O-Ring 3.5x1.5	20 Pcs.	165.0008	9010
133	Guide tube for core liners up to Ø 4.0 (200 mm)	10 Pcs.	129.0461	1095
140	Combined wire guide cpl. polyamide/brass; wire Ø 1.0-1.2; for 3.00 m		128.M002	1034
140	Combined wire guide cpl. polyamide/brass; wire Ø 1.0-1.2; for 4.00 m		128.M003	1034
140	Combined wire guide cpl. polyamide/brass; wire Ø 1.0-1.2; for 5.00 m		128.M004	1034
141	Brass spiral made up with sleeve (200 mm)	10 Pcs.	001.0305	1095



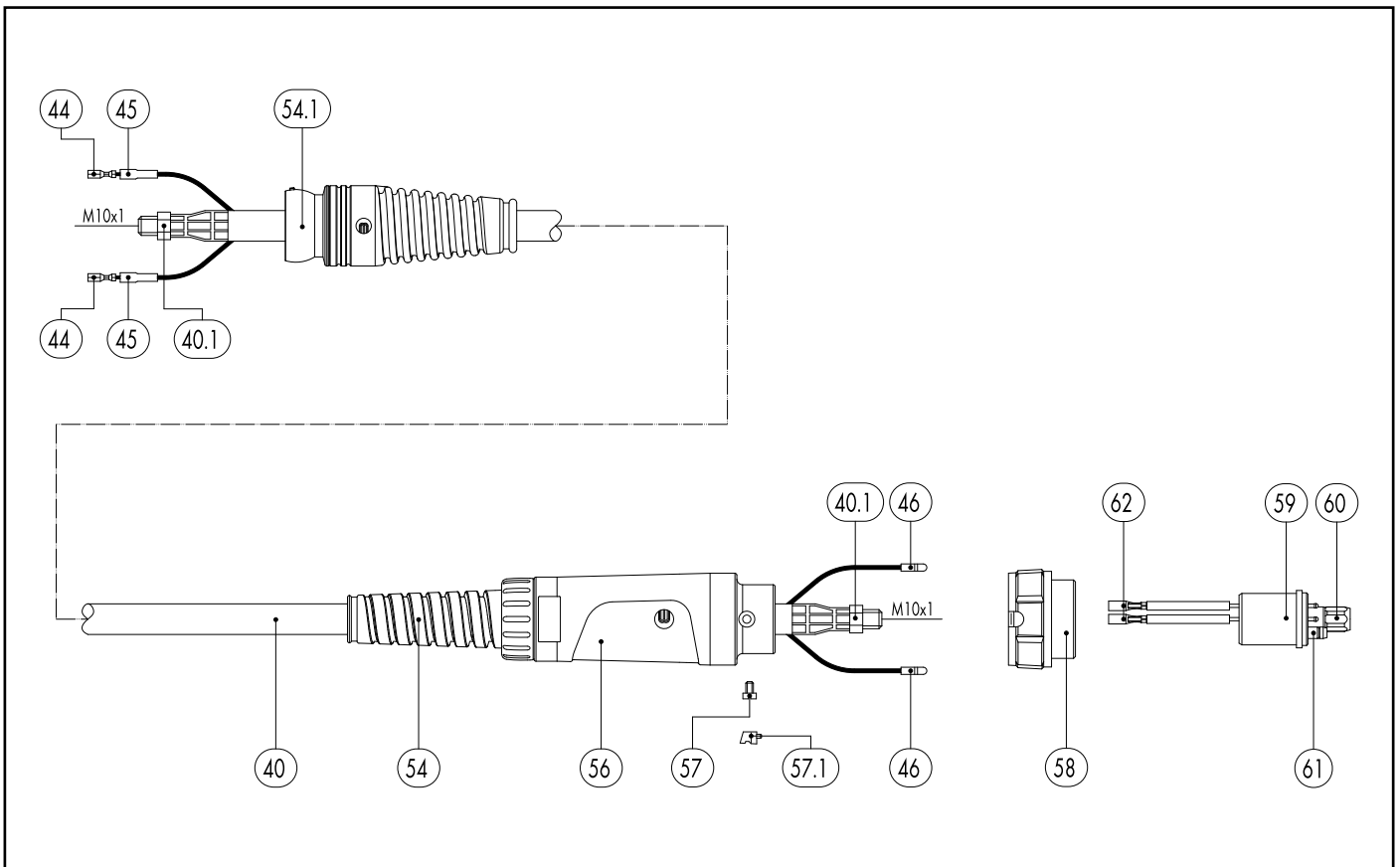


# MIG/MAG Welding Torches MB GRIP 25 AK



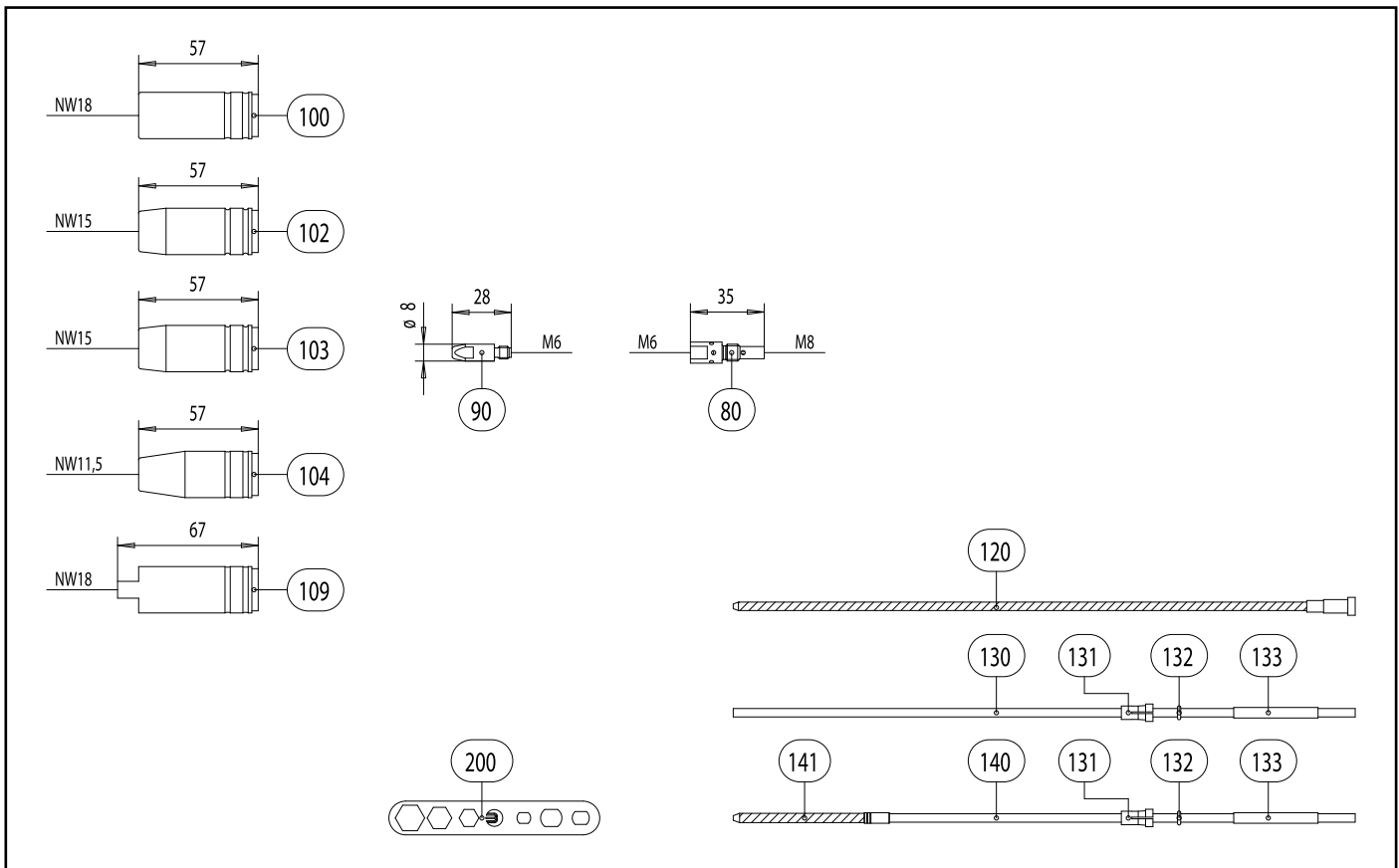
Pos.	Description	Units	Part-No.	Product-group
<b>Torch</b>				
	MB 25 AK GRIP; central adaptor KZ-2; 3.00 m		004.0510	1008
	MB 25 AK GRIP; central adaptor KZ-2; 4.00 m		004.0511	1008
	MB 25 AK GRIP; central adaptor KZ-2; 5.00 m		004.0512	1008
<b>Swan neck</b>				
1	Swan neck MB 25 AK; 50° bent		004.0012	1007
	Swan neck MB 25 AK; flexible		004.0032	1007
4	Nozzle spring	100 Pcs.	003.0013	1095
7.1	Torch body plastic GRIP		400.0044	1095
<b>Handle GRIP</b>				
11	Handle GRIP with trigger cpl.		180.0127	1095
11.1	Trigger 2-pole GRIP		185.0101	9010
<b>Cable assembly</b>				
40	Bikox® R-power cable MB GRIP / ABIMIG®, R5 for 3.00 m		160.D427	1511
40	Bikox® R-power cable MB GRIP / ABIMIG®, R5 for 4.00 m		160.D428	1511
40	Bikox® R-power cable MB GRIP / ABIMIG®, R5 for 5.00 m		160.D429	1511
	Outer cover rubber Ø 20x1.5	40 m	105.0005	4050
40.1	Hexagon nut M10x1	10 Pcs.	001.0009	9010
44	Trigger wire connector	20 Pcs.	175.0022	9010
45	Insulating sleeve	20 Pcs.	400.0119	1095
46	Plug	20 Pcs.	175.0004	9010
54	Cable support ND 19		400.1010	1095
54.1	Ball joint cable protection MB GRIP (air cooled)		400.1395.1	1095
56	Cable support machine side		501.2248	9010
57	Pan head screw M4x6	20 Pcs.	000.0552	9010
57.1	Screw cap 1	20 Pcs.	500.0251	9010

# MIG/MAG Welding Torches MB GRIP 25 AK




Pos.	Description	Units	Part-No.	Product-group
58	Adaptor nut M33x2		500.0213	9010
59	Central adaptor KZ-2		501.0003	1095
60	Coupling nut M10x1	10 Pcs.	501.0082	9010
61	O-Ring 4x1	20 Pcs.	165.0002	9010
62	Trigger wire connector; female	20 Pcs.	175.0003	9010
<b>Wear parts</b>				
80	Contact tip holder M6; 35.0 mm	10 Pcs.	142.0001	1033
90	Contact tip M6 E-Cu; Ø 0.8 (8x28)	10 Pcs.	140.0051	1030
90	Contact tip M6 E-Cu; Ø 1.0 (8x28)	10 Pcs.	140.0242	1030
90	Contact tip M6 E-Cu; Ø 1.2 (8x28)	10 Pcs.	140.0379	1030
90	Contact tip M6 CuCrZr; Ø 0.8 (8x28)	10 Pcs.	140.0054	1031
90	Contact tip M6 CuCrZr; Ø 1.0 (8x28)	10 Pcs.	140.0245	1031
90	Contact tip M6 CuCrZr; Ø 1.2 (8x28)	10 Pcs.	140.0382	1031
90	Contact tip M6 E-Cu; Ø 0.8 for alu wire (8x28)	10 Pcs.	141.0001	1030
90	Contact tip M6 E-Cu; Ø 1.0 for alu wire (8x28)	10 Pcs.	141.0006	1030
90	Contact tip M6 E-Cu; Ø 1.2 for alu wire (8x28)	10 Pcs.	141.0010	1030
90	Contact tip M6 CuCrZr silver-plated; Ø 0.8 (8x28)	10 Pcs.	147.0054	1031
90	Contact tip M6 CuCrZr silver-plated; Ø 1.0 (8x28)	10 Pcs.	147.0245	1031
90	Contact tip M6 CuCrZr silver-plated; Ø 1.2 (8x28)	10 Pcs.	147.0382	1031
100	Gas nozzle; cylindrical; ND Ø 18.0	10 Pcs.	145.0042	1036
102	Gas nozzle; conical; ND Ø 15.0	10 Pcs.	145.0076	1036
103	Gas nozzle; conical; with extended insulation; ND Ø 15.0	10 Pcs.	145.0100	1036
104	Gas nozzle; tapered; ND Ø 11.5	10 Pcs.	145.0124	1036
109	Spot weld gas nozzle; ND Ø 18.0	10 Pcs.	145.0169	1036
120	Guide spiral liner insulated; 1.5/4.5; blue; for wire Ø 0.6–0.8; for 3.00 m		124.0011	1034
120	Guide spiral liner insulated; 1.5/4.5; blue; for wire Ø 0.6–0.8; for 4.00 m		124.0012	1034

# MIG/MAG Welding Torches MB GRIP 25 AK

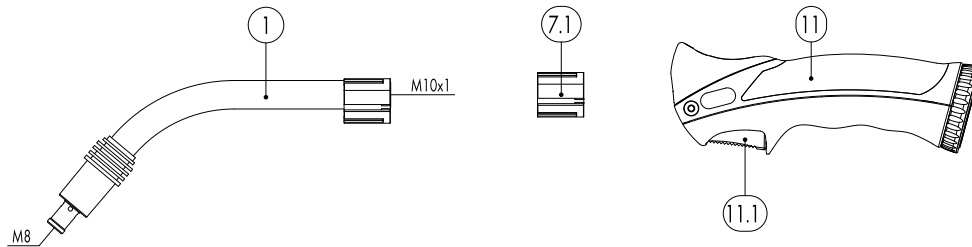


Pos.	Description	Units	Part-No.	Product-group
120	Guide spiral liner insulated; 1.5/4.5; blue; for wire Ø 0.6-0.8; for 5.00 m		124.0015	1034
120	Guide spiral liner insulated; 2.0/4.5; red; for wire Ø 1.0-1.2; for 3.00 m		124.0026	1034
120	Guide spiral liner insulated; 2.0/4.5; red; for wire Ø 1.0-1.2; for 4.00 m		124.0031	1034
120	Guide spiral liner insulated; 2.0/4.5; red; for wire Ø 1.0-1.2; for 5.00 m		124.0035	1034
130	PTFE core liner 1.5/4.0; blue; wire electrode Ø 0.8-1.0; for 3.00 m		126.0005	1034
130	PTFE core liner 1.5/4.0; blue; wire electrode Ø 0.8-1.0; for 4.00 m		126.0008	1034
130	PTFE core liner 1.5/4.0; blue; wire electrode Ø 0.8-1.0; for 5.00 m		126.0011	1034
130	PTFE core liner 2.0/4.0; red; wire electrode Ø 1.0-1.2; for 3.00 m		126.0021	1034
130	PTFE core liner 2.0/4.0; red; wire electrode Ø 1.0-1.2; for 4.00 m		126.0026	1034
130	PTFE core liner 2.0/4.0; red; wire electrode Ø 1.0-1.2; for 5.00 m		126.0028	1034
130	PTFE carbon core liner 1.5/4.0; wire electrode Ø 0.8-1.0; for 3.00 m		127.0002	1034
130	PTFE carbon core liner 1.5/4.0; wire electrode Ø 0.8-1.0; for 4.00 m		127.0003	1034
130	PTFE carbon core liner 1.5/4.0; wire electrode Ø 0.8-1.0; for 5.00 m		127.0004	1034
130	PTFE carbon core liner 2.0/4.0; wire electrode Ø 1.0-1.2; for 3.00 m		127.0005	1034
130	PTFE carbon core liner 2.0/4.0; wire electrode Ø 1.0-1.2; for 4.00 m		127.0007	1034
130	PTFE carbon core liner 2.0/4.0; wire electrode Ø 1.0-1.2; for 5.00 m		127.0008	1034
131	Nipple for core liner at Ø 4.0	20 Pcs.	131.0001	1095
132	O-Ring 3.5x1.5	20 Pcs.	165.0008	9010
133	Guide tube for core liners up to Ø 4.0 (200 mm)	10 Pcs.	129.0461	1095
140	Combined wire guide cpl. polyamide/brass; wire Ø 1.0-1.2; for 3.00 m		128.M002	1034
140	Combined wire guide cpl. polyamide/brass; wire Ø 1.0-1.2; for 4.00 m		128.M003	1034
140	Combined wire guide cpl. polyamide/brass; wire Ø 1.0-1.2; for 5.00 m		128.M004	1034
141	Brass spiral made up with sleeve (200 mm)	10 Pcs.	001.0305	1095
200	Spanner Standard		191.0001	9010

# Notes

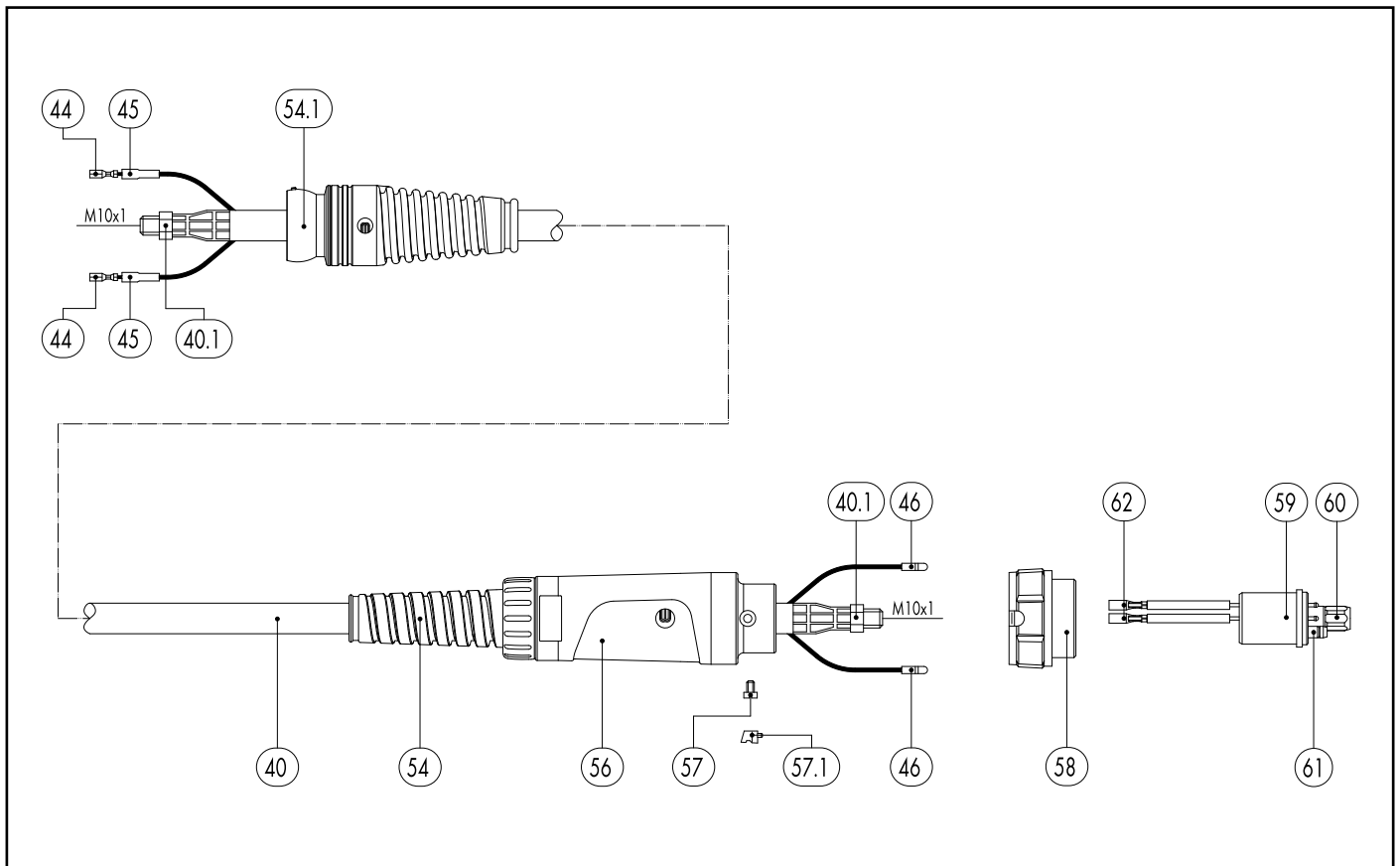


# MIG/MAG Welding Torches MB GRIP 26 KD



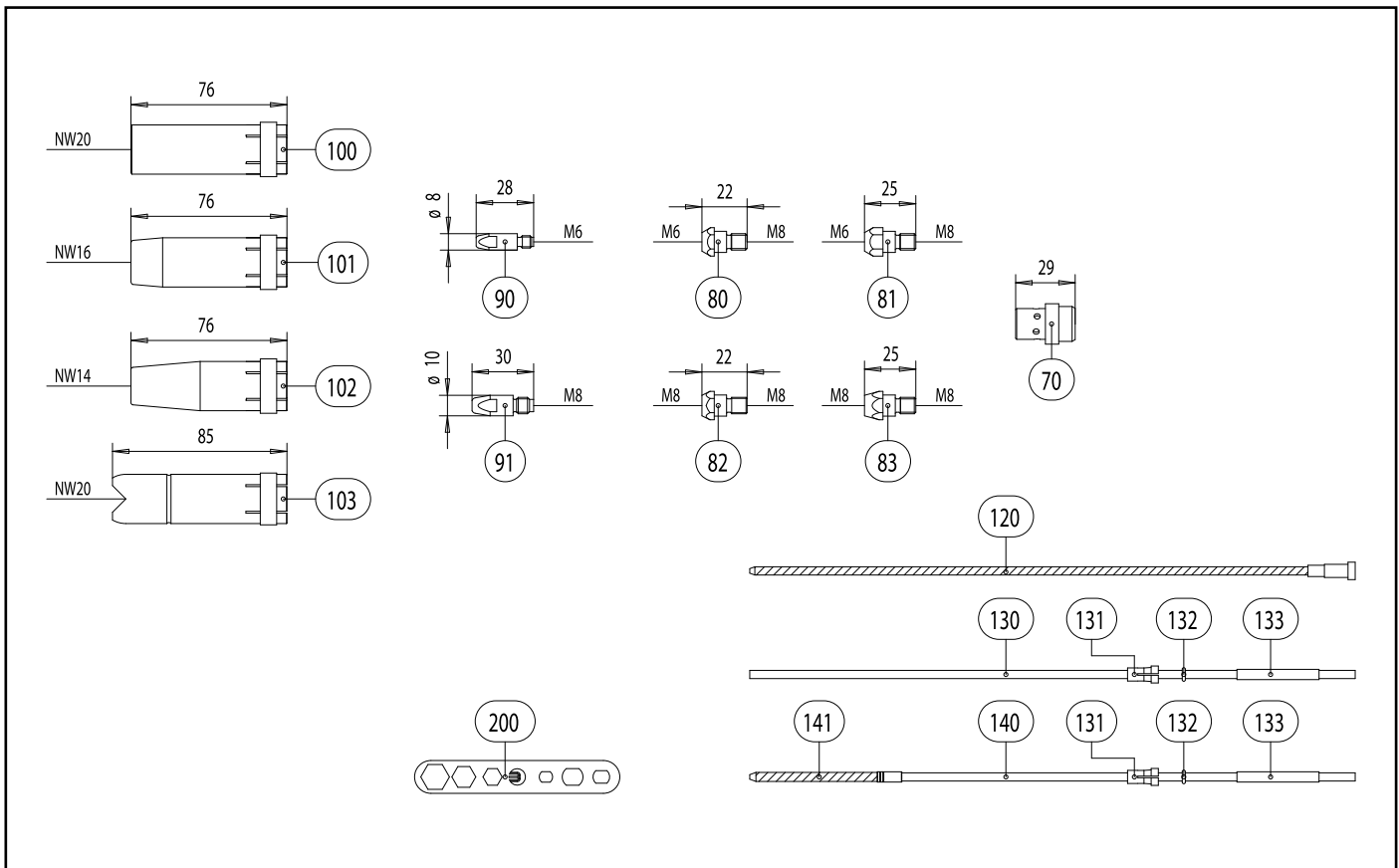
Pos.	Description	Units	Part-No.	Product-group
<b>Torch</b>				
	MB 26 KD GRIP; central adaptor KZ-2; 3.00 m		018.0146	1016
	MB 26 KD GRIP; central adaptor KZ-2; 4.00 m		018.0147	1016
	MB 26 KD GRIP; central adaptor KZ-2; 5.00 m		018.0148	1016
<b>Swan neck</b>				
1	Swan neck MB 26 KD; 50° bent		018.0001	1014
7.1	Torch body plastic GRIP		400.0044	1095
<b>Handle GRIP</b>				
11	Handle GRIP with trigger cpl.		180.0127	1095
11.1	Trigger 2-pole GRIP		185.0101	9010
<b>Cable assembly</b>				
40	Bikox® R-power cable MB GRIP / ABIMIG®, R6 for 3.00 m		160.D430	1511
40	Bikox® R-power cable MB GRIP / ABIMIG®, R6 for 4.00 m		160.D431	1511
40	Bikox® R-power cable MB GRIP / ABIMIG®, R6 for 5.00 m		160.D432	1511
	Outer cover rubber Ø 20x1.5	40 m	105.0005	4050
40.1	Hexagon nut M10x1	10 Pcs.	001.0009	9010
44	Trigger wire connector	20 Pcs.	175.0022	9010
45	Insulating sleeve	20 Pcs.	400.0119	1095
46	Plug	20 Pcs.	175.0004	9010
54	Cable support ND 19		400.1010	1095
54.1	Ball joint cable protection MB GRIP (air cooled)		400.1395.1	1095
56	Cable support machine side		501.2248	9010
57	Pan head screw M4x6	20 Pcs.	000.0552	9010
57.1	Screw cap 1	20 Pcs.	500.0251	9010
58	Adaptor nut M33x2		500.0213	9010
59	Central adaptor KZ-2		501.0003	1095

# MIG/MAG Welding Torches MB GRIP 26 KD



Pos.	Description	Units	Part-No.	Product-group
59	Central adaptor KZ-2 without control leads		501.0028	1095
61	O-Ring 4x1	20 Pcs.	165.0002	9010
62	Trigger wire connector; female	20 Pcs.	175.0003	9010
<b>Wear parts</b>				
70	Gas diffuser, white	10 Pcs.	018.0116	1032
70	Gas diffuser, ceramic	10 Pcs.	018.0141	1032
80	Contact tip holder M6; 22.0 mm (short)	10 Pcs.	142.0007	1033
81	Contact tip holder M6; 25.0 mm (long)	10 Pcs.	142.0012	1033
82	Contact tip holder M8; 22.0 mm (short)	10 Pcs.	142.0082	1033
83	Contact tip holder M8; 25.0 mm (long)	10 Pcs.	142.0026	1033
90	Contact tip M6 E-Cu; Ø 0.8 (8x28)	10 Pcs.	140.0051	1030
90	Contact tip M6 E-Cu; Ø 1.0 (8x28)	10 Pcs.	140.0242	1030
90	Contact tip M6 E-Cu; Ø 1.2 (8x28)	10 Pcs.	140.0379	1030
90	Contact tip M6 CuCrZr; Ø 0.8 (8x28)	10 Pcs.	140.0054	1031
90	Contact tip M6 CuCrZr; Ø 1.0 (8x28)	10 Pcs.	140.0245	1031
90	Contact tip M6 CuCrZr; Ø 1.2 (8x28)	10 Pcs.	140.0382	1031
90	Contact tip M6 E-Cu; Ø 0.8 for alu wire (8x28)	10 Pcs.	141.0001	1030
90	Contact tip M6 E-Cu; Ø 1.0 for alu wire (8x28)	10 Pcs.	141.0006	1030
90	Contact tip M6 E-Cu; Ø 1.2 for alu wire (8x28)	10 Pcs.	141.0010	1030
90	Contact tip M6 CuCrZr silver-plated; Ø 0.8 (8x28)	10 Pcs.	147.0054	1031
90	Contact tip M6 CuCrZr silver-plated; Ø 1.0 (8x28)	10 Pcs.	147.0245	1031
90	Contact tip M6 CuCrZr silver-plated; Ø 1.2 (8x28)	10 Pcs.	147.0382	1031
91	Contact tip M8 E-Cu; Ø 0.8 (10x30)	10 Pcs.	140.0114	1030
91	Contact tip M8 E-Cu; Ø 1.0 (10x30)	10 Pcs.	140.0313	1030
91	Contact tip M8 E-Cu; Ø 1.2 (10x30)	10 Pcs.	140.0442	1030
91	Contact tip M8 CuCrZr; Ø 0.8 (10x30)	10 Pcs.	140.0117	1031

# MIG/MAG Welding Torches MB GRIP 26 KD



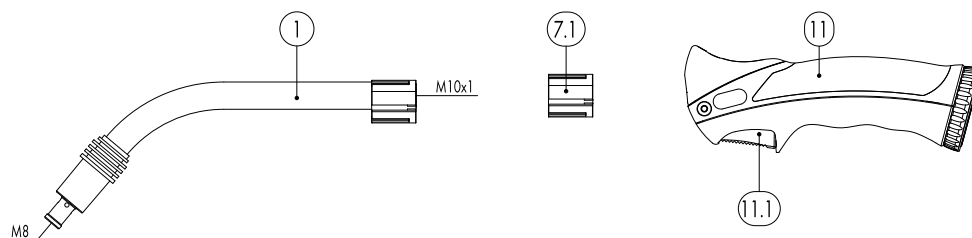
## Pos. Description

Pos.	Description	Units	Part-No.	Product-group
91	Contact tip M8 CuCrZr; Ø 1.0 (10x30)	10 Pcs.	140.0316	1031
91	Contact tip M8 CuCrZr; Ø 1.2 (10x30)	10 Pcs.	140.0445	1031
91	Contact tip M8 E-Cu; Ø 0.8 for alu wire (10x30)	10 Pcs.	141.0003	1030
91	Contact tip M8 E-Cu; Ø 1.0 for alu wire (10x30)	10 Pcs.	141.0008	1030
91	Contact tip M8 E-Cu; Ø 1.2 for alu wire (10x30)	10 Pcs.	141.0015	1030
91	Contact tip M8 CuCrZr silver-plated; Ø 0.8 (10x30)	10 Pcs.	147.0117	1031
91	Contact tip M8 CuCrZr silver-plated; Ø 1.0 (10x30)	10 Pcs.	147.0316	1031
91	Contact tip M8 CuCrZr silver-plated; Ø 1.2 (10x30)	10 Pcs.	147.0445	1031
100	Gas nozzle; cylindrical; ND Ø 20.0	10 Pcs.	145.0051	1037
101	Gas nozzle; conical; ND Ø 16.0	10 Pcs.	145.0085	1037
102	Gas nozzle; tapered; ND Ø 14.0	10 Pcs.	145.0132	1037
103	Spot weld gas nozzle; ND Ø 20.0	10 Pcs.	145.0179	1037
120	Guide spiral liner insulated; 1.5/4.5; blue; for wire Ø 0.6-0.8; for 3.00 m		124.0011	1034
120	Guide spiral liner insulated; 1.5/4.5; blue; for wire Ø 0.6-0.8; for 4.00 m		124.0012	1034
120	Guide spiral liner insulated; 1.5/4.5; blue; for wire Ø 0.6-0.8; for 5.00 m		124.0015	1034
120	Guide spiral liner insulated; 2.0/4.5; red; for wire Ø 1.0-1.2; for 3.00 m		124.0026	1034
120	Guide spiral liner insulated; 2.0/4.5; red; for wire Ø 1.0-1.2; for 4.00 m		124.0031	1034
120	Guide spiral liner insulated; 2.0/4.5; red; for wire Ø 1.0-1.2; for 5.00 m		124.0035	1034
130	PTFE core liner 1.5/4.0; blue; wire electrode Ø 0.8-1.0; for 3.00 m		126.0005	1034
130	PTFE core liner 1.5/4.0; blue; wire electrode Ø 0.8-1.0; for 4.00 m		126.0008	1034
130	PTFE core liner 1.5/4.0; blue; wire electrode Ø 0.8-1.0; for 5.00 m		126.0011	1034
130	PTFE core liner 2.0/4.0; red; wire electrode Ø 1.0-1.2; for 3.00 m		126.0021	1034
130	PTFE core liner 2.0/4.0; red; wire electrode Ø 1.0-1.2; for 4.00 m		126.0026	1034
130	PTFE core liner 2.0/4.0; red; wire electrode Ø 1.0-1.2; for 5.00 m		126.0028	1034
130	PTFE carbon core liner 1.5/4.0; wire electrode Ø 0.8-1.0; for 3.00 m		127.0002	1034
130	PTFE carbon core liner 1.5/4.0; wire electrode Ø 0.8-1.0; for 4.00 m		127.0003	1034



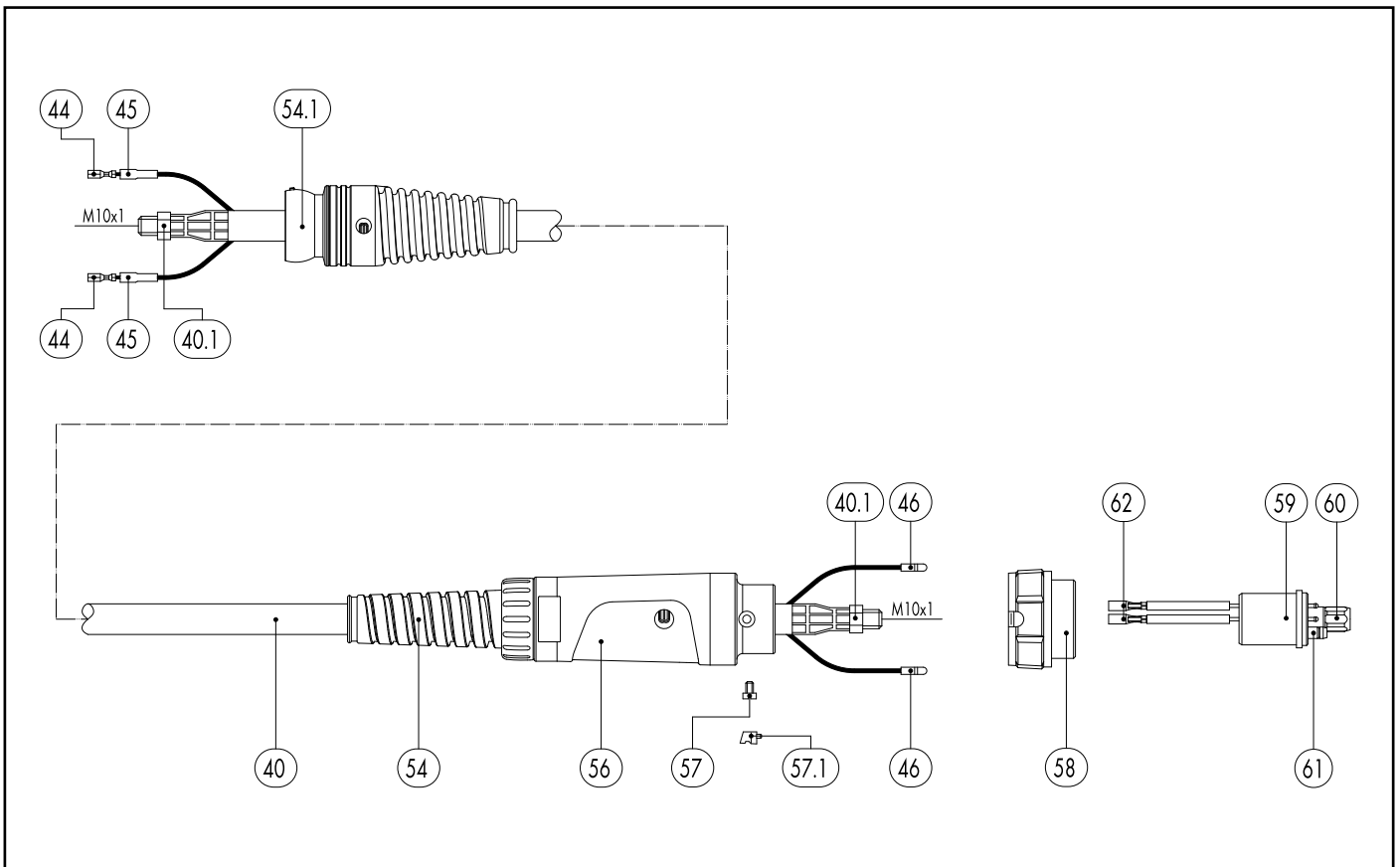


# MIG/MAG Welding Torches MB GRIP 36 KD



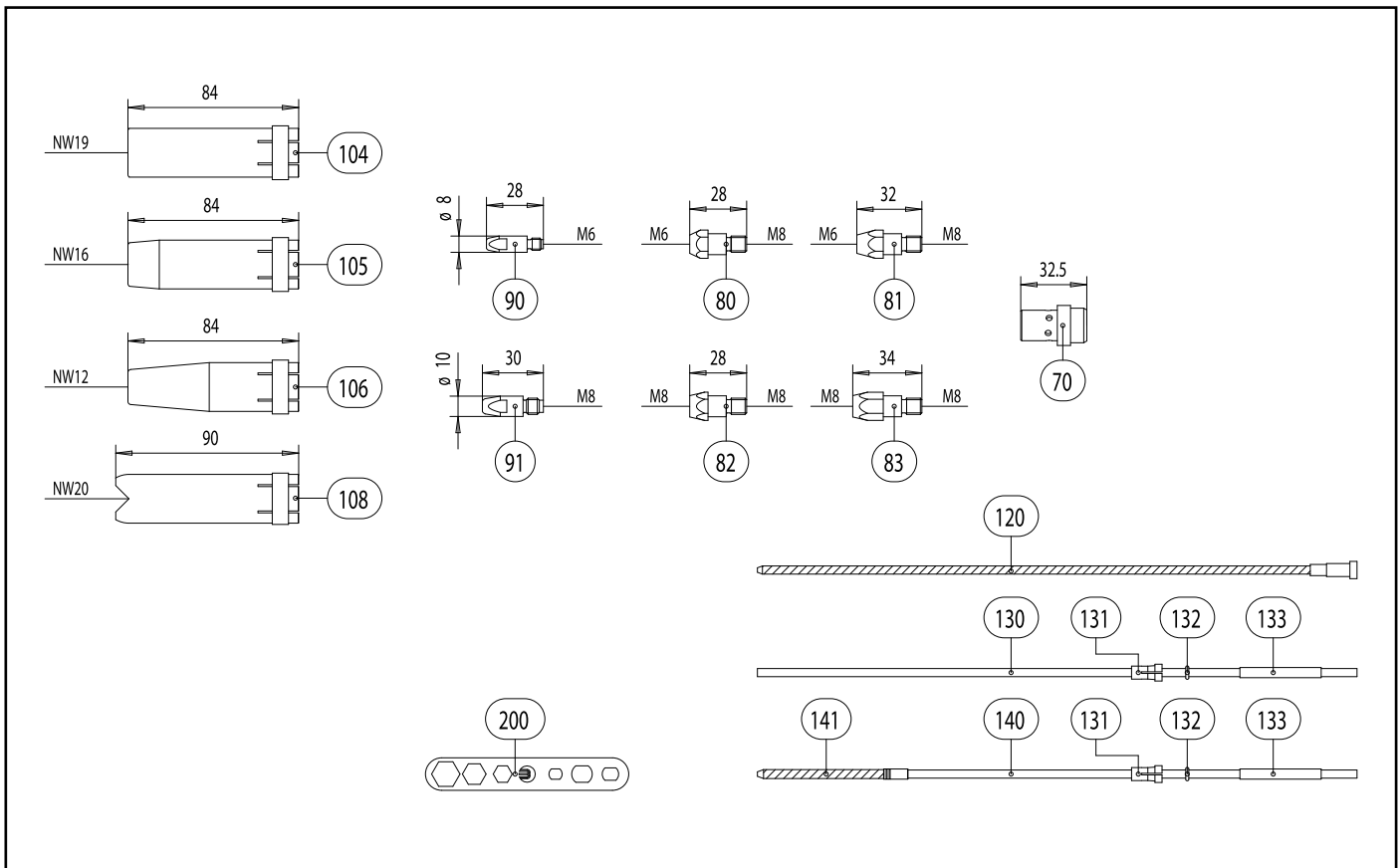
Pos.	Description	Units	Part-No.	Product-group
<b>Torch</b>				
	MB 36 KD GRIP; central adaptor KZ-2; 3.00 m		014.0334	1016
	MB 36 KD GRIP; central adaptor KZ-2; 4.00 m		014.0335	1016
	MB 36 KD GRIP; central adaptor KZ-2; 5.00 m		014.0336	1016
<b>Swan neck</b>				
1	Swan neck MB 36 KD; 50° bent		014.0006	1014
7.1	Torch body plastic GRIP		400.0044	1095
<b>Handle GRIP</b>				
11	Handle GRIP with trigger cpl.		180.0127	1095
11.1	Trigger 2-pole GRIP		185.0101	9010
<b>Cable assembly</b>				
40	Bikox® R-power cable MB GRIP / ABIMIG®, R7 for 3.00 m		160.D434	1511
40	Bikox® R-power cable MB GRIP / ABIMIG®, R7 for 4.00 m		160.D435	1511
40	Bikox® R-power cable MB GRIP / ABIMIG®, R7 for 5.00 m		160.D436	1511
40.1	Hexagon nut M10x1	10 Pcs.	001.0009	9010
44	Trigger wire connector	20 Pcs.	175.0022	9010
45	Insulating sleeve	20 Pcs.	400.0119	1095
46	Plug	20 Pcs.	175.0004	9010
54	Cable support ND 19		400.1010	1095
54.1	Ball joint cable protection MB GRIP (air cooled)		400.1395.1	1095
56	Cable support machine side		501.2248	9010
57	Pan head screw M4x6	20 Pcs.	000.0552	9010
57.1	Screw cap 1	20 Pcs.	500.0251	9010
58	Adaptor nut M33x2		500.0213	9010
59	Central adaptor KZ-2		501.0003	1095
60	Coupling nut M10x1	10 Pcs.	501.0082	9010

# MIG/MAG Welding Torches MB GRIP 36 KD



Pos.	Description	Units	Part-No.	Product-group
61	O-Ring 4x1	20 Pcs.	165.0002	9010
62	Trigger wire connector; female	20 Pcs.	175.0003	9010
	<b>Wear parts</b>			
70	Gas diffuser, white	10 Pcs.	014.0261	1032
70	Gas diffuser, long life	10 Pcs.	014.0026	1032
70	Gas diffuser, ceramic	10 Pcs.	014.0023	1032
80	Contact tip holder M6; 28.0 mm (short)	10 Pcs.	142.0005	1033
81	Contact tip holder M6; 32.0 mm (long)	10 Pcs.	142.0011	1033
82	Contact tip holder M8; 28.0 mm (short)	10 Pcs.	142.0020	1033
83	Contact tip holder M8; 34.0 mm (long)	10 Pcs.	142.0024	1033
90	Contact tip M6 E-Cu; Ø 0.8 (8x28)	10 Pcs.	140.0051	1030
90	Contact tip M6 E-Cu; Ø 1.0 (8x28)	10 Pcs.	140.0242	1030
90	Contact tip M6 E-Cu; Ø 1.2 (8x28)	10 Pcs.	140.0379	1030
90	Contact tip M6 CuCrZr; Ø 0.8 (8x28)	10 Pcs.	140.0054	1031
90	Contact tip M6 CuCrZr; Ø 1.0 (8x28)	10 Pcs.	140.0245	1031
90	Contact tip M6 CuCrZr; Ø 1.2 (8x28)	10 Pcs.	140.0382	1031
90	Contact tip M6 E-Cu; Ø 0.8 for alu wire (8x28)	10 Pcs.	141.0001	1030
90	Contact tip M6 E-Cu; Ø 1.0 for alu wire (8x28)	10 Pcs.	141.0006	1030
90	Contact tip M6 E-Cu; Ø 1.2 for alu wire (8x28)	10 Pcs.	141.0010	1030
90	Contact tip M6 CuCrZr silver-plated; Ø 0.8 (8x28)	10 Pcs.	147.0054	1031
90	Contact tip M6 CuCrZr silver-plated; Ø 1.0 (8x28)	10 Pcs.	147.0245	1031
90	Contact tip M6 CuCrZr silver-plated; Ø 1.2 (8x28)	10 Pcs.	147.0382	1031
91	Contact tip M8 E-Cu; Ø 0.8 (10x30)	10 Pcs.	140.0114	1030
91	Contact tip M8 E-Cu; Ø 1.0 (10x30)	10 Pcs.	140.0313	1030
91	Contact tip M8 E-Cu; Ø 1.2 (10x30)	10 Pcs.	140.0442	1030
91	Contact tip M8 CuCrZr; Ø 0.8 (10x30)	10 Pcs.	140.0117	1031

# MIG/MAG Welding Torches MB GRIP 36 KD

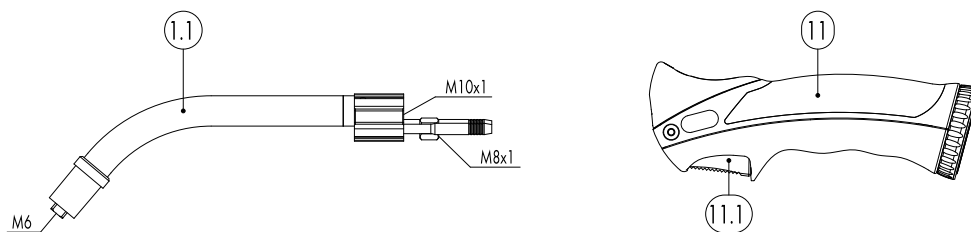


## Pos. Description

Pos.	Description	Units	Part-No.	Product-group
91	Contact tip M8 CuCrZr; Ø 1.0 (10x30)	10 Pcs.	140.0316	1031
91	Contact tip M8 CuCrZr; Ø 1.2 (10x30)	10 Pcs.	140.0445	1031
91	Contact tip M8 E-Cu; Ø 0.8 for alu wire (10x30)	10 Pcs.	141.0003	1030
91	Contact tip M8 E-Cu; Ø 1.0 for alu wire (10x30)	10 Pcs.	141.0008	1030
91	Contact tip M8 E-Cu; Ø 1.2 for alu wire (10x30)	10 Pcs.	141.0015	1030
91	Contact tip M8 CuCrZr silver-plated; Ø 0.8 (10x30)	10 Pcs.	147.0117	1031
91	Contact tip M8 CuCrZr silver-plated; Ø 1.0 (10x30)	10 Pcs.	147.0316	1031
91	Contact tip M8 CuCrZr silver-plated; Ø 1.2 (10x30)	10 Pcs.	147.0445	1031
104	Gas nozzle; cylindrical; ND Ø 19.0	10 Pcs.	145.0045	1037
105	Gas nozzle; conical; ND Ø 16.0	10 Pcs.	145.0078	1037
106	Gas nozzle; tapered; ND Ø 12.0	10 Pcs.	145.0126	1037
108	Spot weld gas nozzle; ND Ø 20.0	10 Pcs.	145.0172	1037
120	Guide spiral liner insulated; 1.5/4.5; blue; for wire Ø 0.6-0.8; for 3.00 m		124.0011	1034
120	Guide spiral liner insulated; 1.5/4.5; blue; for wire Ø 0.6-0.8; for 4.00 m		124.0012	1034
120	Guide spiral liner insulated; 1.5/4.5; blue; for wire Ø 0.6-0.8; for 5.00 m		124.0015	1034
120	Guide spiral liner insulated; 2.0/4.5; red; for wire Ø 1.0-1.2; for 3.00 m		124.0026	1034
120	Guide spiral liner insulated; 2.0/4.5; red; for wire Ø 1.0-1.2; for 4.00 m		124.0031	1034
120	Guide spiral liner insulated; 2.0/4.5; red; for wire Ø 1.0-1.2; for 5.00 m		124.0035	1034
130	PTFE core liner 1.5/4.0; blue; wire electrode Ø 0.8-1.0; for 3.00 m		126.0005	1034
130	PTFE core liner 1.5/4.0; blue; wire electrode Ø 0.8-1.0; for 4.00 m		126.0008	1034
130	PTFE core liner 1.5/4.0; blue; wire electrode Ø 0.8-1.0; for 5.00 m		126.0011	1034
130	PTFE core liner 2.0/4.0; red; wire electrode Ø 1.0-1.2; for 3.00 m		126.0021	1034
130	PTFE core liner 2.0/4.0; red; wire electrode Ø 1.0-1.2; for 4.00 m		126.0026	1034
130	PTFE core liner 2.0/4.0; red; wire electrode Ø 1.0-1.2; for 5.00 m		126.0028	1034
130	PTFE carbon core liner 1.5/4.0; wire electrode Ø 0.8-1.0; for 3.00 m		127.0002	1034
130	PTFE carbon core liner 1.5/4.0; wire electrode Ø 0.8-1.0; for 4.00 m		127.0003	1034

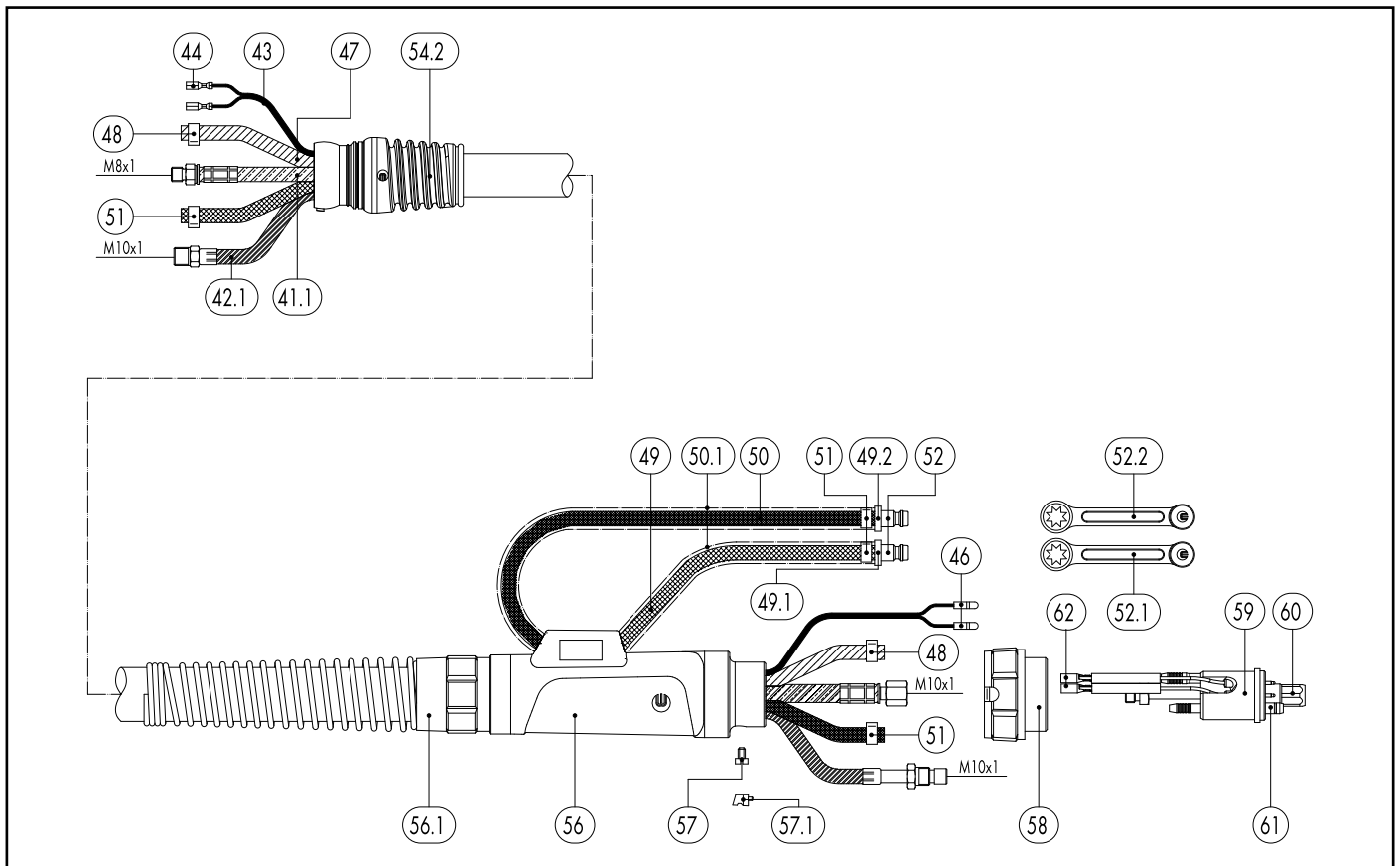


# MIG/MAG Welding Torches MB GRIP 240 D



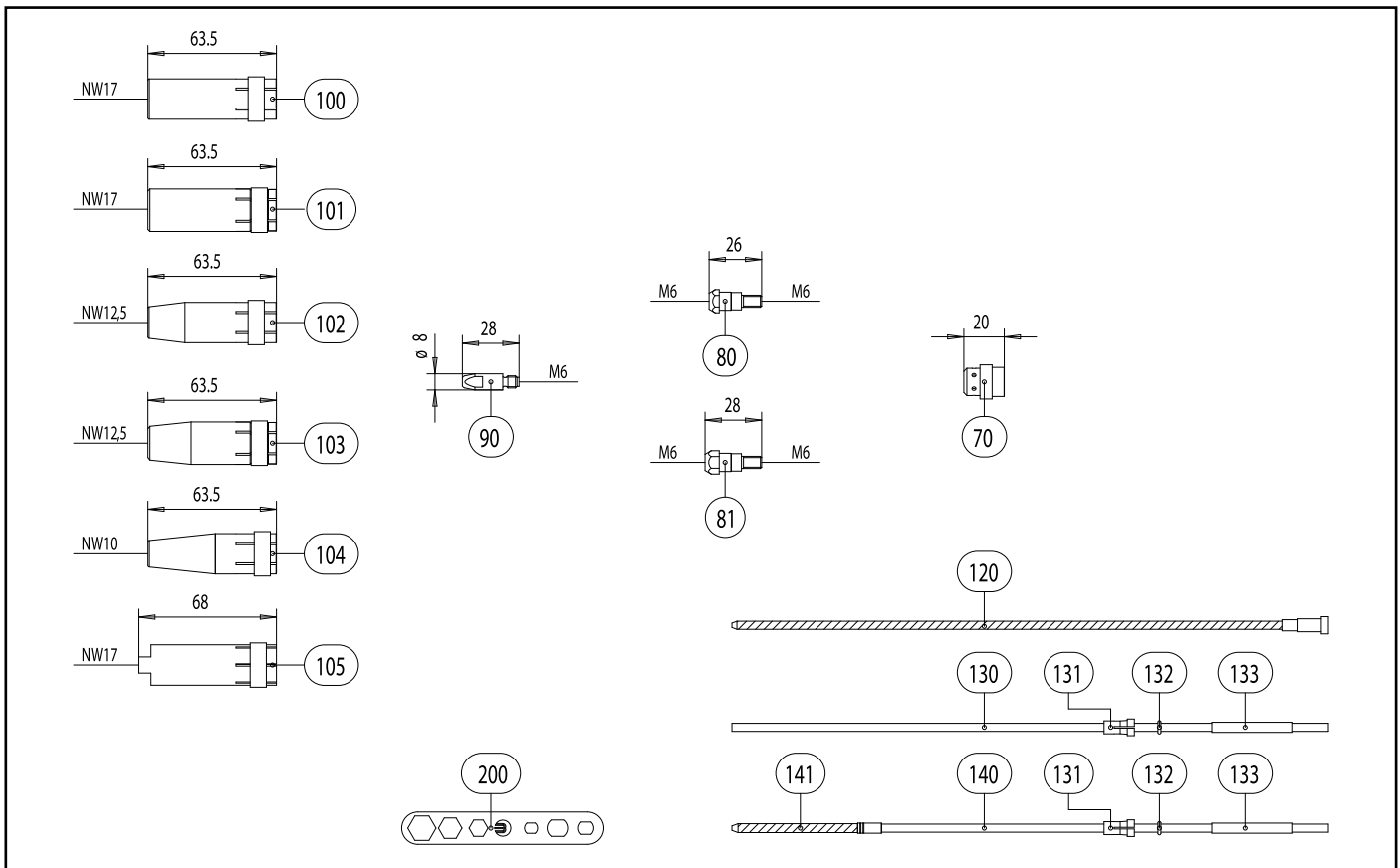
Pos.	Description	Units	Part-No.	Product-group
<b>Torch</b>				
	MB 240 D GRIP; central adaptor WZ-2; 3.00 m		023.0225	1018
	MB 240 D GRIP; central adaptor WZ-2; 4.00 m		023.0226	1018
	MB 240 D GRIP; central adaptor WZ-2; 5.00 m		023.0227	1018
<b>Swan neck</b>				
1.1	Swan neck MB GRIP 240 D; 50° bent		023.0228	1009
<b>Handle GRIP</b>				
11	Handle GRIP with trigger cpl.		180.0127	1095
11.1	Trigger 2-pole GRIP		185.0101	9010
<b>Cable assembly</b>				
41	Power cable MB ERGO / MB GRIP / ABIMIG® (RBH) for 3.00 m		115.0065	1012
41	Power cable MB ERGO / MB GRIP / ABIMIG® (RBH) for 4.00 m		115.0070	1012
41	Power cable MB ERGO / MB GRIP / ABIMIG® (RBH) for 5.00 m		115.0074	1012
42.1	Wire conduit ABIMIG® GRIP / MB GRIP cpl. for 3.00 m		156.0275	1012
42.1	Wire conduit ABIMIG® GRIP / MB GRIP cpl. for 4.00 m		156.0276	1012
42.1	Wire conduit ABIMIG® GRIP / MB GRIP cpl. for 5.00 m		156.0277	1012
43	Control cable 2-pole	200 m	100.0019	4050
44	Trigger wire connector	20 Pcs.	175.0022	9010
46	Plug	20 Pcs.	175.0004	9010
47	Hose 30 black Ø 4.9x1.5	100 m	109.0040	4050
48	Hose clamp Ø 8.7 mm	100 Pcs.	171.0002	9010
49	Hose 42 RBH black; Ø 5.5x1.5	40 m	109.0052	4050
49.1	Code colour ring blue	20 Pcs.	501.2167	9010
49.2	Code colour ring red	20 Pcs.	501.2166	9010
50	Hose 46 black Ø 5.5x1.5 cpl. with plug nipple ND 5; 0.6 m		103.0108	1095
51	Hose clamp Ø 9.0 mm with ring (mark 9.5)	100 Pcs.	173.0001	9010

# MIG/MAG Welding Torches MB GRIP 240 D



Pos.	Description	Units	Part-No.	Product-group
52	Plug nipple ND 5 mm / Ø 6.0 mm	20 Pcs.	501.0114	9010
52.1	Fastener cap red	20 Pcs.	501.2423	1095
52.2	Fastener cap blue	20 Pcs.	501.2424	1095
	Outer cover fabric Ø 25x1.5	40 m	107.0004	4050
54.2	Ball joint cable protection MB GRIP / ABIMIG® GRIP W (liquid cooled)		400.1392.1	1095
	Inner ring for ABIMIG® / ABIMIG® GRIP / MB GRIP (liquid cooled)		400.0790	1095
56	Connection housing large cpl. ND 31		500.0342	9010
56.1	Cable support spring		500.0233	9010
56.1	Biclip inside		400.0328	9010
56.1	Biclip outside		400.0329	9010
57	Pan head screw M4x6	20 Pcs.	000.0552	9010
57.1	Screw cap 1	20 Pcs.	500.0251	9010
58	Adaptor nut M33x2		500.0213	9010
59	Central adaptor WZ-2		501.0015	9010
60	Coupling nut M10x1	10 Pcs.	501.0082	9010
61	O-Ring 4x1	20 Pcs.	165.0002	9010
62	Trigger wire connector; female	20 Pcs.	175.0003	9010
<b>Wear parts</b>				
70	Gas diffuser, white	10 Pcs.	012.0183	1032
70	Gas diffuser, silicone rubber	10 Pcs.	012.0243	1032
80	Contact tip holder M6; 26.0 mm	10 Pcs.	142.0003	1033
81	Contact tip holder M6; 28.0 mm	10 Pcs.	142.0010	1033
90	Contact tip M6 E-Cu; Ø 0.8 (8x28)	10 Pcs.	140.0051	1030
90	Contact tip M6 E-Cu; Ø 1.0 (8x28)	10 Pcs.	140.0242	1030
90	Contact tip M6 E-Cu; Ø 1.2 (8x28)	10 Pcs.	140.0379	1030
90	Contact tip M6 CuCrZr; Ø 0.8 (8x28)	10 Pcs.	140.0054	1031

# MIG/MAG Welding Torches MB GRIP 240 D



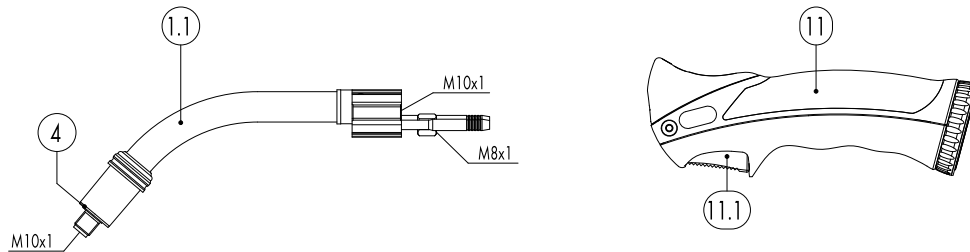
## Pos. Description

Pos.	Description	Units	Part-No.	Product-group
90	Contact tip M6 CuCrZr; Ø 1.0 (8x28)	10 Pcs.	140.0245	1031
90	Contact tip M6 CuCrZr; Ø 1.2 (8x28)	10 Pcs.	140.0382	1031
90	Contact tip M6 E-Cu; Ø 0.8 for alu wire (8x28)	10 Pcs.	141.0001	1030
90	Contact tip M6 E-Cu; Ø 1.0 for alu wire (8x28)	10 Pcs.	141.0006	1030
90	Contact tip M6 E-Cu; Ø 1.2 for alu wire (8x28)	10 Pcs.	141.0010	1030
90	Contact tip M6 CuCrZr silver-plated; Ø 0.8 (8x28)	10 Pcs.	147.0054	1031
90	Contact tip M6 CuCrZr silver-plated; Ø 1.0 (8x28)	10 Pcs.	147.0245	1031
90	Contact tip M6 CuCrZr silver-plated; Ø 1.2 (8x28)	10 Pcs.	147.0382	1031
100	Gas nozzle; cylindrical; ND Ø 17.0	10 Pcs.	145.0047	1036
101	Gas nozzle; cylindrical; heavy duty; ND Ø 17.0	10 Pcs.	145.0062	1036
102	Gas nozzle; conical; ND Ø 12.5	10 Pcs.	145.0080	1036
103	Gas nozzle; conical; heavy duty; ND Ø 12.5	10 Pcs.	145.0101	1036
104	Gas nozzle; tapered; ND Ø 10.0	10 Pcs.	145.0128	1036
105	Spot weld gas nozzle; ND Ø 17.0	10 Pcs.	145.0174	1036
120	Guide spiral liner blank; 1.5/4.0; for wire Ø 0.8; for 3.00 m		122.0005	1034
120	Guide spiral liner blank; 1.5/4.0; for wire Ø 0.8; for 4.00 m		122.0007	1034
120	Guide spiral liner blank; 1.5/4.0; for wire Ø 0.8; for 5.00 m		122.0009	1034
120	Guide spiral liner blank; 2.0/4.5; for wire Ø 1.0-1.2; for 3.00 m		122.0031	1034
120	Guide spiral liner blank; 2.0/4.5; for wire Ø 1.0-1.2; for 4.00 m		122.0036	1034
120	Guide spiral liner blank; 2.0/4.5; for wire Ø 1.0-1.2; for 5.00 m		122.0039	1034
130	PTFE core liner 1.5/4.0; blue; wire electrode Ø 0.8-1.0; for 3.00 m		126.0005	1034
130	PTFE core liner 1.5/4.0; blue; wire electrode Ø 0.8-1.0; for 4.00 m		126.0008	1034
130	PTFE core liner 1.5/4.0; blue; wire electrode Ø 0.8-1.0; for 5.00 m		126.0011	1034
130	PTFE core liner 2.0/4.0; red; wire electrode Ø 1.0-1.2; for 3.00 m		126.0021	1034
130	PTFE core liner 2.0/4.0; red; wire electrode Ø 1.0-1.2; for 4.00 m		126.0026	1034
130	PTFE core liner 2.0/4.0; red; wire electrode Ø 1.0-1.2; for 5.00 m		126.0028	1034



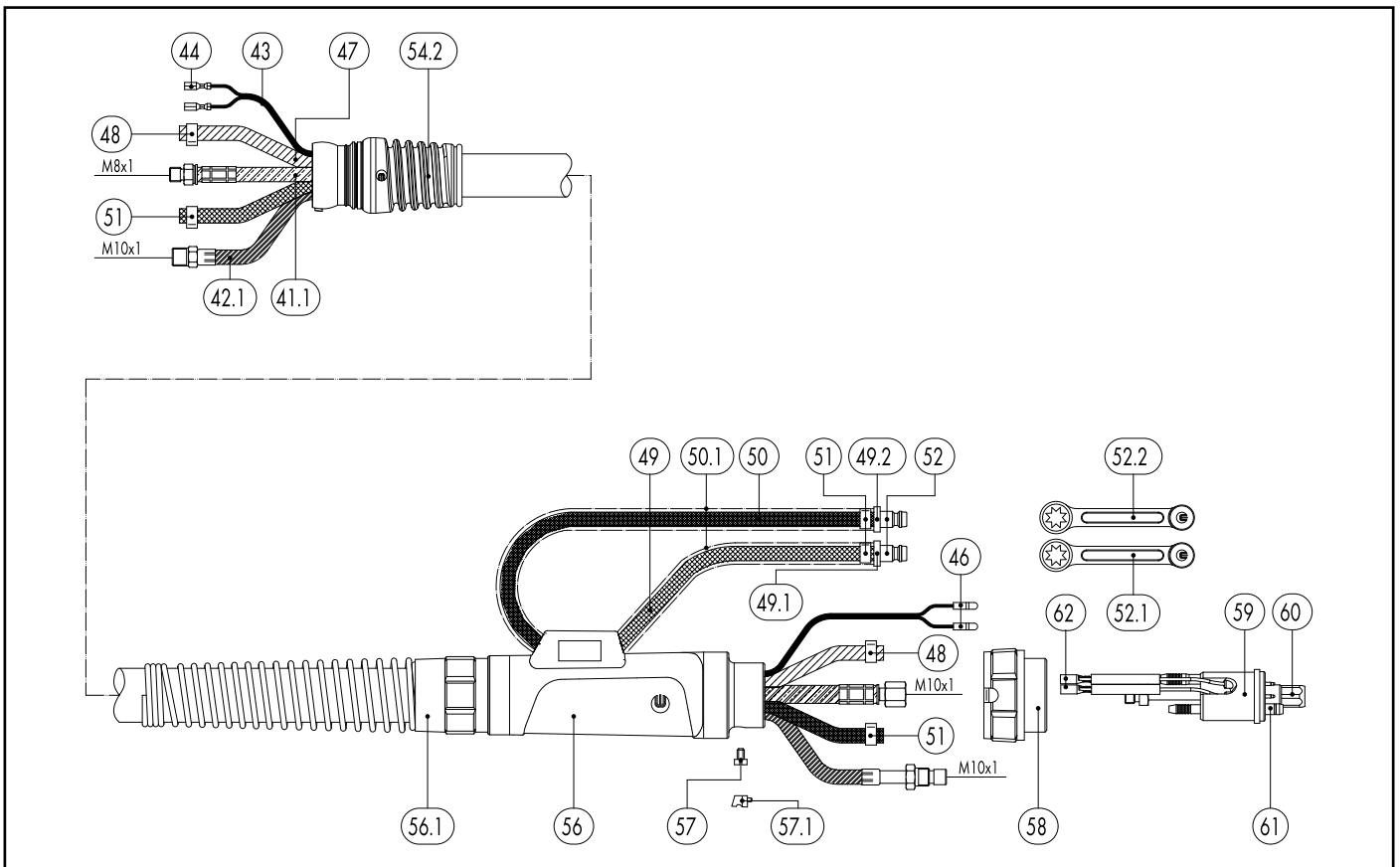


# MIG/MAG Welding Torches MB GRIP 401 / 401 D



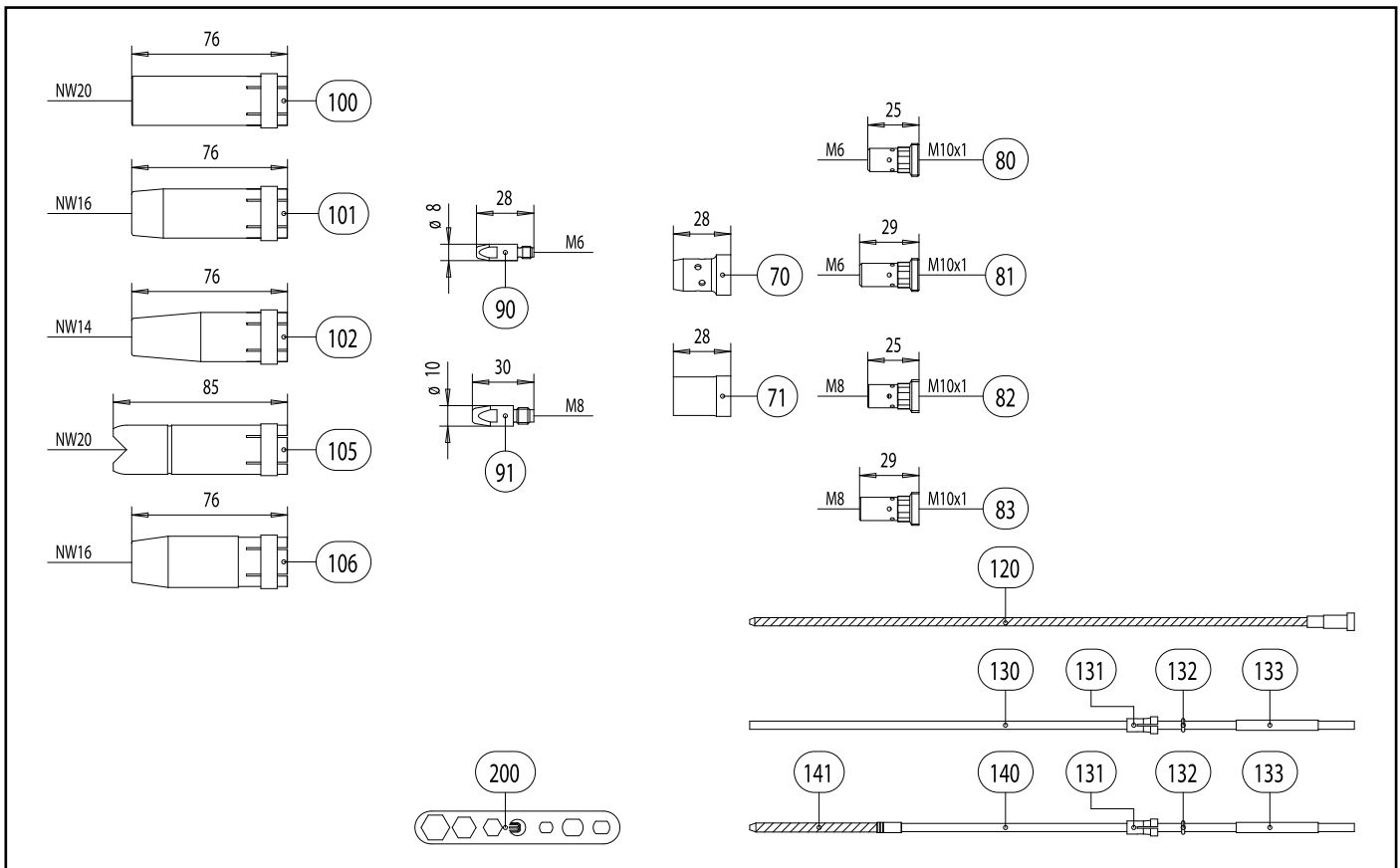
Pos.	Description	Units	Part-No.	Product-group
<b>Torch (D-Version)</b>				
	MB 401 D GRIP; central adaptor WZ-2; 3.00 m		033.0271	1018
	MB 401 D GRIP; central adaptor WZ-2; 4.00 m		033.0272	1018
	MB 401 D GRIP; central adaptor WZ-2; 5.00 m		033.0273	1018
<b>Torch</b>				
	MB 401 GRIP; central adaptor WZ-2; 3.00 m		030.0205	1018
	MB 401 GRIP; central adaptor WZ-2; 4.00 m		030.0206	1018
	MB 401 GRIP; central adaptor WZ-2; 5.00 m		030.0207	1018
<b>Swan neck (D-Version)</b>				
1	Swan neck MB 401 D; 50° bent		033.0001	1009
1.1	Swan neck MB GRIP 401 D; 50° bent		033.0277	1009
4	Insulator	20 Pcs.	030.0019	1095
<b>Swan neck</b>				
	Swan neck MB 401; 50° bent		030.0001	1009
	Swan neck MB GRIP 401; 50° bent		030.0208	1009
<b>Handle GRIP</b>				
11	Handle GRIP with trigger cpl.		180.0127	1095
11.1	Trigger 2-pole GRIP		185.0101	9010
<b>Cable assembly</b>				
41	Power cable MB ERGO / MB GRIP / ABIMIG® (RBH) for 3.00 m		115.0065	1012
41	Power cable MB ERGO / MB GRIP / ABIMIG® (RBH) for 4.00 m		115.0070	1012
41	Power cable MB ERGO / MB GRIP / ABIMIG® (RBH) for 5.00 m		115.0074	1012
42.1	Wire conduit ABIMIG® GRIP / MB GRIP cpl. for 3.00 m		156.0275	1012
42.1	Wire conduit ABIMIG® GRIP / MB GRIP cpl. for 4.00 m		156.0276	1012
42.1	Wire conduit ABIMIG® GRIP / MB GRIP cpl. for 5.00 m		156.0277	1012
43	Control cable 2-pole	200 m	100.0019	4050

# MIG/MAG Welding Torches MB GRIP 401 / 401 D



Pos.	Description	Units	Part-No.	Product-group
44	Trigger wire connector	20 Pcs.	175.0022	9010
46	Plug	20 Pcs.	175.0004	9010
47	Hose 30 black Ø 4.9x1.5	100 m	109.0040	4050
48	Hose clamp Ø 8.7 mm	100 Pcs.	171.0002	9010
49	Hose 42 RBH black; Ø 5.5x1.5	40 m	109.0052	4050
49.1	Code colour ring blue	20 Pcs.	501.2167	9010
49.2	Code colour ring red	20 Pcs.	501.2166	9010
50	Hose 46 black Ø 5.5x1.5 cpl. with plug nipple ND 5; 0.6 m		103.0108	1095
51	Hose clamp Ø 9.0 mm with ring (mark 9.5)	100 Pcs.	173.0001	9010
52	Plug nipple ND 5 mm / Ø 6.0 mm	20 Pcs.	501.0114	9010
52.1	Fastener cap red	20 Pcs.	501.2423	1095
52.2	Fastener cap blue	20 Pcs.	501.2424	1095
53	Outer cover with cable support Ø 25x1.5 for 3.00 m		107.0079	1095
53	Outer cover with cable support Ø 25x1.5 for 4.00 m		107.0044	1095
53	Outer cover with cable support Ø 25x1.5 for 5.00 m		107.0080	1095
	Outer cover Ø 25x1.5	40 m	107.0004	4050
54.2	Ball joint cable protection MB GRIP / ABIMIG® GRIP W (liquid cooled)		400.1392.1	1095
	Inner ring for ABIMIG® / ABIMIG® GRIP / MB GRIP (liquid cooled)		400.0790	1095
56	Cable support machine side big cpl. ND 31		500.0342	9010
56.1	Cable support spring		500.0233	9010
56.1	Biclip inside		400.0328	9010
56.1	Biclip outside		400.0329	9010
57	Pan head screw M4x6	20 Pcs.	000.0552	9010
57.1	Screw cap 1	20 Pcs.	500.0251	9010
58	Adaptor nut M33x2		500.0213	9010
59	Central adaptor WZ-2		501.0015	9010

# MIG/MAG Welding Torches MB GRIP 401 / 401 D

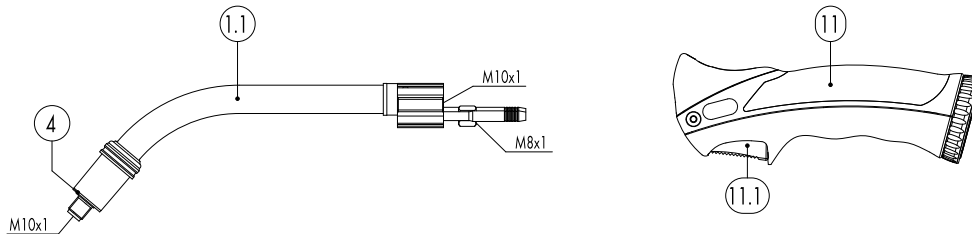


Pos.	Description	Units	Part-No.	Product-group
60	Coupling nut M10x1	10 Pcs.	501.0082	9010
61	O-Ring 4x1	20 Pcs.	165.0002	9010
62	Trigger wire connector; female	20 Pcs.	175.0003	9010
<b>Wear parts MB 401 / 401 D</b>				
70	Gas diffuser, white	10 Pcs.	030.0145	1032
70	Gas diffuser, long life	10 Pcs.	030.0037	1032
70	Gas diffuser, ceramic	10 Pcs.	030.0190	1032
71	Nozzle insulator	10 Pcs.	146.0013	1032
<b>Wear parts MB 401 D</b>				
80	Contact tip holder M6; 25.0 mm (short)	10 Pcs.	142.0008	1033
81	Contact tip holder M6; 29.0 mm (long)	10 Pcs.	142.0013	1033
82	Contact tip holder M8; 25.0 mm (short)	10 Pcs.	142.0022	1033
	Contact tip holder M8; 27.0 mm; CuCrZr	10 Pcs.	142.0201.10	1033
83	Contact tip holder M8; 29.0 mm (long)	10 Pcs.	142.0027	1033
<b>Wear parts MB 401 / 401 D</b>				
90	Contact tip M6 E-Cu; Ø 0.8 (8x28)	10 Pcs.	140.0051	1030
90	Contact tip M6 E-Cu; Ø 1.0 (8x28)	10 Pcs.	140.0242	1030
90	Contact tip M6 E-Cu; Ø 1.2 (8x28)	10 Pcs.	140.0379	1030
90	Contact tip M6 CuCrZr; Ø 0.8 (8x28)	10 Pcs.	140.0054	1031
90	Contact tip M6 CuCrZr; Ø 1.0 (8x28)	10 Pcs.	140.0245	1031
90	Contact tip M6 CuCrZr; Ø 1.2 (8x28)	10 Pcs.	140.0382	1031
90	Contact tip M6 E-Cu; Ø 0.8 for alu wire (8x28)	10 Pcs.	141.0001	1030
90	Contact tip M6 E-Cu; Ø 1.0 for alu wire (8x28)	10 Pcs.	141.0006	1030
90	Contact tip M6 CuCrZr silver-plated; Ø 0.8 (8x28)	10 Pcs.	147.0054	1031
90	Contact tip M6 E-Cu; Ø 1.2 for alu wire (8x28)	10 Pcs.	141.0010	1030
90	Contact tip M6 CuCrZr silver-plated; Ø 1.0 (8x28)	10 Pcs.	147.0245	1031

# MIG/MAG Welding Torches MB GRIP 401 / 401 D

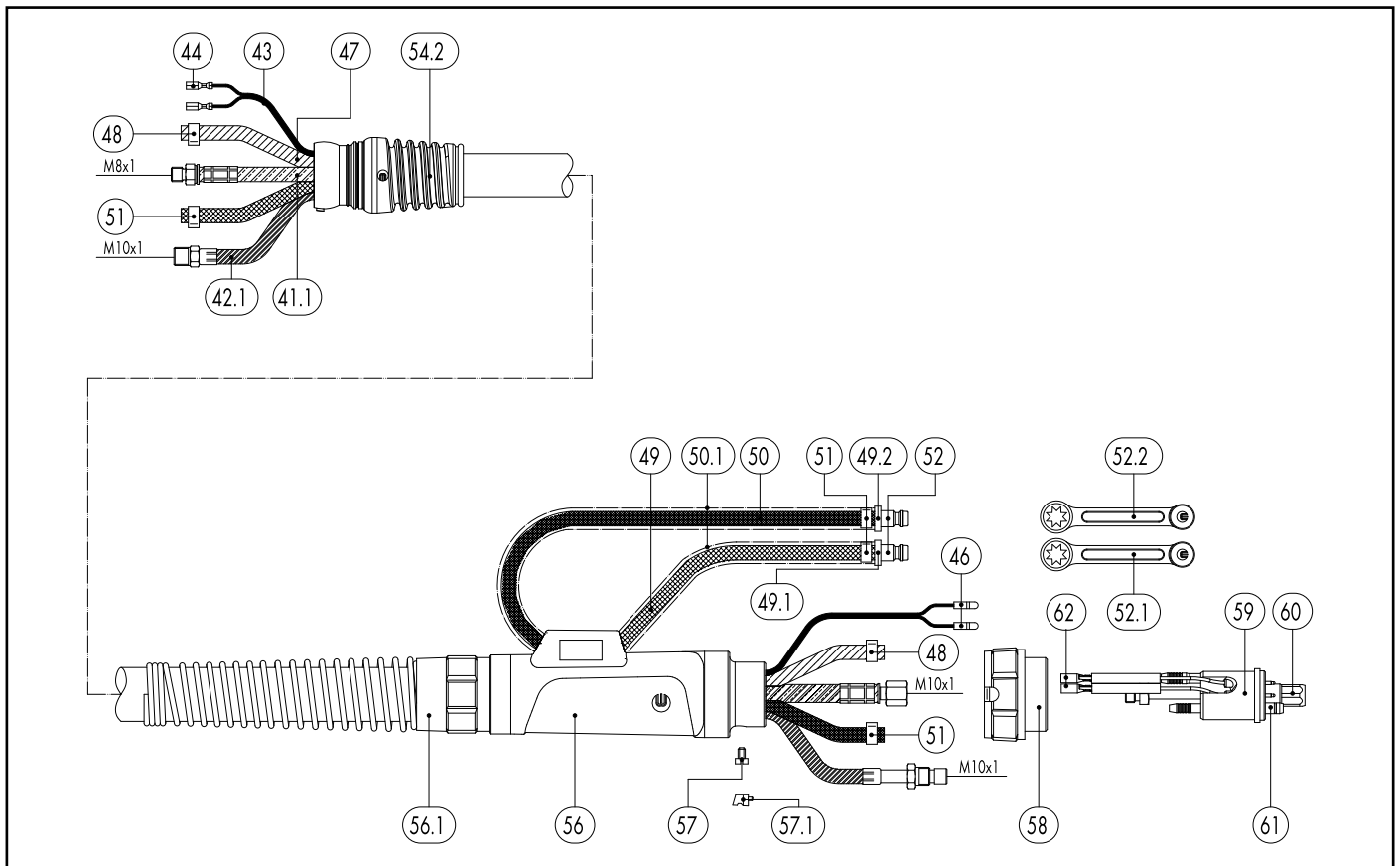
Pos.	Description	Units	Part-No.	Product-group
90	Contact tip M6 CuCrZr silver-plated; Ø 1.2 (8x28)	10 Pcs.	147.0382	1031
91	Contact tip M8 E-Cu; Ø 0.8 (10x30)	10 Pcs.	140.0114	1030
91	Contact tip M8 E-Cu; Ø 1.0 (10x30)	10 Pcs.	140.0313	1030
91	Contact tip M8 E-Cu; Ø 1.2 (10x30)	10 Pcs.	140.0442	1030
91	Contact tip M8 CuCrZr; Ø 0.8 (10x30)	10 Pcs.	140.0117	1031
91	Contact tip M8 CuCrZr; Ø 1.0 (10x30)	10 Pcs.	140.0316	1031
91	Contact tip M8 CuCrZr; Ø 1.2 (10x30)	10 Pcs.	140.0445	1031
91	Contact tip M8 CuCrZr silver-plated; Ø 0.8 (10x30)	10 Pcs.	147.0117	1031
91	Contact tip M8 CuCrZr silver-plated; Ø 1.0 (10x30)	10 Pcs.	147.0316	1031
91	Contact tip M8 CuCrZr silver-plated; Ø 1.2 (10x30)	10 Pcs.	147.0445	1031
91	Contact tip M8 E-Cu; Ø 0.8 for alu wire (10x30)	10 Pcs.	141.0003	1030
91	Contact tip M8 E-Cu; Ø 1.0 for alu wire (10x30)	10 Pcs.	141.0008	1030
91	Contact tip M8 E-Cu; Ø 1.2 for alu wire (10x30)	10 Pcs.	141.0015	1030
100	Gas nozzle; cylindrical; ND Ø 20.0	10 Pcs.	145.0051	1037
101	Gas nozzle; conical; ND Ø 16.0	10 Pcs.	145.0085	1037
102	Gas nozzle; tapered; ND Ø 14.0	10 Pcs.	145.0132	1037
105	Spot weld gas nozzle; ND Ø 20.0	10 Pcs.	145.0179	1037
106	Gas nozzle; heavy duty; ND Ø 16.0 (only use with nozzle insulator)	10 Pcs.	145.0086	1037
120	Guide spiral liner blank; 1.5/4.0; for wire Ø 0.8; for 3.00 m		122.0005	1034
120	Guide spiral liner blank; 1.5/4.0; for wire Ø 0.8; for 4.00 m		122.0007	1034
120	Guide spiral liner blank; 1.5/4.0; for wire Ø 0.8; for 5.00 m		122.0009	1034
120	Guide spiral liner blank; 2.0/4.5; for wire Ø 1.0-1.2; for 3.00 m		122.0031	1034
120	Guide spiral liner blank; 2.0/4.5; for wire Ø 1.0-1.2; for 4.00 m		122.0036	1034
120	Guide spiral liner blank; 2.0/4.5; for wire Ø 1.0-1.2; for 5.00 m		122.0039	1034
130	PTFE core liner 1.5/4.0; blue; wire electrode Ø 0.8-1.0; for 3.00 m		126.0005	1034
130	PTFE core liner 1.5/4.0; blue; wire electrode Ø 0.8-1.0; for 4.00 m		126.0008	1034
130	PTFE core liner 1.5/4.0; blue; wire electrode Ø 0.8-1.0; for 5.00 m		126.0011	1034
130	PTFE core liner 2.0/4.0; red; wire electrode Ø 1.0-1.2; for 3.00 m		126.0021	1034
130	PTFE core liner 2.0/4.0; red; wire electrode Ø 1.0-1.2; for 4.00 m		126.0026	1034
130	PTFE core liner 2.0/4.0; red; wire electrode Ø 1.0-1.2; for 5.00 m		126.0028	1034
130	PTFE carbon core liner 1.5/4.0; wire electrode Ø 0.8-1.0; for 3.00 m		127.0002	1034
130	PTFE carbon core liner 1.5/4.0; wire electrode Ø 0.8-1.0; for 4.00 m		127.0003	1034
130	PTFE carbon core liner 1.5/4.0; wire electrode Ø 0.8-1.0; for 5.00 m		127.0004	1034
130	PTFE carbon core liner 2.0/4.0; wire electrode Ø 1.0-1.2; for 3.00 m		127.0005	1034
130	PTFE carbon core liner 2.0/4.0; wire electrode Ø 1.0-1.2; for 4.00 m		127.0007	1034
130	PTFE carbon core liner 2.0/4.0; wire electrode Ø 1.0-1.2; for 5.00 m		127.0008	1034
131	Nipple for core liner at Ø 4.0	20 Pcs.	131.0001	1095
132	O-Ring 3.5x1.5	20 Pcs.	165.0008	9010
133	Guide tube for core liners up to Ø 4.0 (200 mm)	10 Pcs.	129.0461	1095
140	Combined wire guide cpl. polyamide/brass; wire Ø 1.0-1.2; for 3.00 m		128.M002	1034
140	Combined wire guide cpl. polyamide/brass; wire Ø 1.0-1.2; for 4.00 m		128.M003	1034
140	Combined wire guide cpl. polyamide/brass; wire Ø 1.0-1.2; for 5.00 m		128.M004	1034
141	Brass spiral made up with sleeve (200 mm)	10 Pcs.	001.0305	1095
200	Spanner Standard		191.0001	9010

# MIG/MAG Welding Torches MB GRIP 501 / 501 D



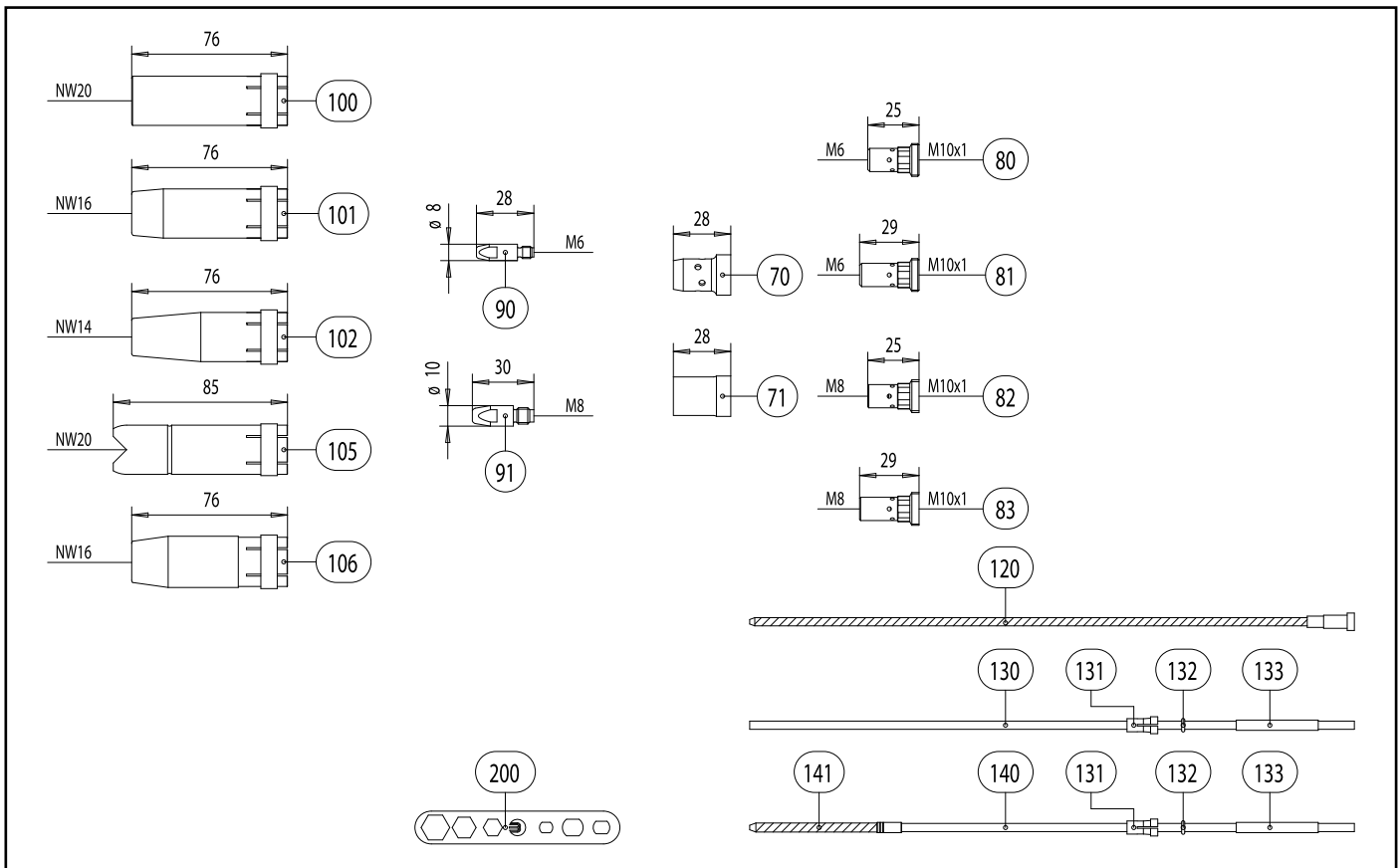
Pos.	Description	Units	Part-No.	Product-group
<b>Torch (D-Version)</b>				
	MB 501 D GRIP; central adaptor WZ-2; 3.00 m		034.0492	1018
	MB 501 D GRIP; central adaptor WZ-2; 4.00 m		034.0493	1018
	MB 501 D GRIP; central adaptor WZ-2; 5.00 m		034.0494	1018
<b>Torch</b>				
	MB 501 GRIP; central adaptor WZ-2; 3.00 m		032.0231	1018
	MB 501 GRIP; central adaptor WZ-2; 4.00 m		032.0232	1018
	MB 501 GRIP; central adaptor WZ-2; 5.00 m		032.0233	1018
<b>Swan neck (D-Version)</b>				
1.1	Swan neck MB GRIP 501 D; 50° bent		034.0496	1009
4	Insulator	20 Pcs.	030.0019	1095
<b>Swan neck</b>				
	Swan neck MB GRIP 501; 50° bent		032.0234	1009
<b>Handle GRIP</b>				
11	Handle GRIP with trigger cpl.		180.0127	1095
11.1	Trigger 2-pole GRIP		185.0101	9010
<b>Cable assembly</b>				
42.1	Wire conduit ABIMIG® GRIP / MB GRIP cpl. for 3.00 m		156.0275	1012
42.1	Wire conduit ABIMIG® GRIP / MB GRIP cpl. for 4.00 m		156.0276	1012
42.1	Wire conduit ABIMIG® GRIP / MB GRIP cpl. for 5.00 m		156.0277	1012
43	Control cable 2-pole	200 m	100.0019	4050
44	Trigger wire connector	20 Pcs.	175.0022	9010
46	Plug	20 Pcs.	175.0004	9010
47	Hose 30 black Ø 4.9x1.5	100 m	109.0040	4050
48	Hose clamp Ø 8.7 mm	100 Pcs.	171.0002	9010
49	Hose 42 RBH black; Ø 5.5x1.5	40 m	109.0052	4050

# MIG/MAG Welding Torches MB GRIP 501 / 501 D



Pos.	Description	Units	Part-No.	Product-group
49.1	Code colour ring blue	20 Pcs.	501.2167	9010
49.2	Code colour ring red	20 Pcs.	501.2166	9010
50	Hose 46 black Ø 5.5x1.5 cpl. with plug nipple ND 5; 0.6 m		103.0108	1095
51	Hose clamp Ø 9.0 mm with ring (mark 9.5)	100 Pcs.	173.0001	9010
52	Plug nipple ND 5 mm / Ø 6.0 mm	20 Pcs.	501.0114	9010
52.1	Fastener cap red	20 Pcs.	501.2423	1095
52.2	Fastener cap blue	20 Pcs.	501.2424	1095
	Outer cover Ø 25x1.5	40 m	107.0004	4050
54.2	Ball joint cable protection MB GRIP / ABIMIG® GRIP W (liquid cooled)		400.1392.1	1095
	Inner ring for ABIMIG® / ABIMIG® GRIP / MB GRIP (liquid cooled)		400.0790	1095
56	Cable support machine side big cpl. ND 31		500.0342	9010
56.1	Cable support spring		500.0233	9010
56.1	Biclip inside		400.0328	9010
56.1	Biclip outside		400.0329	9010
57	Pan head screw M4x6	20 Pcs.	000.0552	9010
57.1	Screw cap 1	20 Pcs.	500.0251	9010
58	Adaptor nut M33x2		500.0213	9010
59	Central adaptor WZ-2		501.0015	9010
60	Coupling nut M10x1	10 Pcs.	501.0082	9010
61	O-Ring 4x1	20 Pcs.	165.0002	9010
62	Trigger wire connector; female	20 Pcs.	175.0003	9010
<b>Wear parts MB 501 / 501 D</b>				
70	Gas diffuser, white	10 Pcs.	030.0145	1032
70	Gas diffuser, ceramic	10 Pcs.	030.0190	1032
70	Gas diffuser, long life	10 Pcs.	030.0037	1032
71	Nozzle insulator	10 Pcs.	146.0013	1032

# MIG/MAG Welding Torches MB GRIP 501 / 501 D



## Pos. Description

## Units

## Part-No.

## Product-group

Pos.	Description	Units	Part-No.	Product-group
<b>Wear parts MB 501 D</b>				
80	Contact tip holder M6; 25.0 mm (short)	10 Pcs.	142.0008	1033
81	Contact tip holder M6; 29.0 mm (long)	10 Pcs.	142.0013	1033
82	Contact tip holder M8; 25.0 mm (short)	10 Pcs.	142.0022	1033
	Contact tip holder M8; 27.0 mm; CuCrZr	10 Pcs.	142.0201.10	1033
83	Contact tip holder M8; 29.0 mm (long)	10 Pcs.	142.0027	1033
<b>Wear parts MB 501 / 501 D</b>				
90	Contact tip M6 E-Cu; Ø 1.0 (8x28)	10 Pcs.	140.0242	1030
90	Contact tip M6 E-Cu; Ø 1.2 (8x28)	10 Pcs.	140.0379	1030
90	Contact tip M6 E-Cu; Ø 1.6 (8x28)	10 Pcs.	140.0555	1030
90	Contact tip M6 CuCrZr; Ø 1.0 (8x28)	10 Pcs.	140.0245	1031
90	Contact tip M6 CuCrZr; Ø 1.2 (8x28)	10 Pcs.	140.0382	1031
90	Contact tip M6 CuCrZr; Ø 1.6 (8x28)	10 Pcs.	140.0558	1031
90	Contact tip M6 CuCrZr silver-plated; Ø 1.0 (8x28)	10 Pcs.	147.0245	1031
90	Contact tip M6 E-Cu; Ø 1.0 for alu wire (8x28)	10 Pcs.	141.0006	1030
90	Contact tip M6 E-Cu; Ø 1.2 for alu wire (8x28)	10 Pcs.	141.0010	1030
90	Contact tip M6 CuCrZr silver-plated; Ø 1.2 (8x28)	10 Pcs.	147.0382	1031
90	Contact tip M6 E-Cu; Ø 1.6 for alu wire (8x28)	10 Pcs.	141.0020	1030
91	Contact tip M8 E-Cu; Ø 1.0 (10x30)	10 Pcs.	140.0313	1030
91	Contact tip M8 E-Cu; Ø 1.2 (10x30)	10 Pcs.	140.0442	1030
91	Contact tip M8 E-Cu; Ø 1.6 (10x30)	10 Pcs.	140.0587	1030
91	Contact tip M8 CuCrZr; Ø 1.0 (10x30)	10 Pcs.	140.0316	1031
91	Contact tip M8 CuCrZr; Ø 1.2 (10x30)	10 Pcs.	140.0445	1031
91	Contact tip M8 CuCrZr silver-plated; Ø 1.0 (10x30)	10 Pcs.	147.0316	1031
91	Contact tip M8 CuCrZr; Ø 1.6 (10x30)	10 Pcs.	140.0590	1031
91	Contact tip M8 CuCrZr silver-plated; Ø 1.2 (10x30)	10 Pcs.	147.0445	1031



